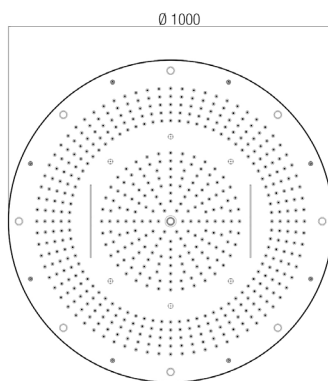






## ONE SPA ROUND TOP

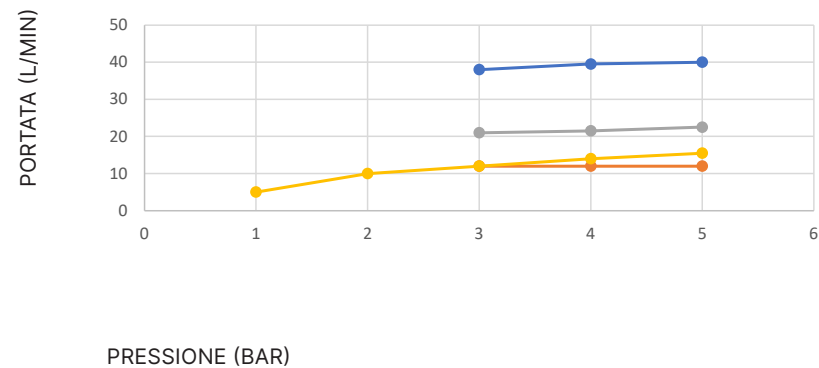


Art. S080



## GRAFICO DI PORTATA

BAR				
1				5
2				10
3	38	12	21	12
4	39,5	12	21,5	14
5	40	12	22,5	15,5



—●— Getto pioggia   
 —●— Getto nebulizzato   
 —●— Getto cascata   
 —●— Getto areato