



# AQUADEMY

*Water Academy*



*We make* YOUR **SPA**  
**EXPERIENCE** *Better*

AQUADEMY  
*Water Academy*

 MADE IN ITALY



AQUADEMY

# THE ORIGINS of WELLNESS

## GENIUS LOCI

***Quality, Design, and Innovation. The three pillars of authentic Italian style.***

From these Aquademy has been drawing inspiration ever since its origins, happened in the place that symbolizes the union of research and creativity, where man and nature become one: Lake Garda. A land that is unique in the world for its richness in artistic, cultural, and environmental variety. Here, the alchemic bond between man and nature takes place, giving a new form to the Elements. The genius loci of this oniric region is manifested within the rich and generous nature, and it materializes, through human creativity and ingenuity, in products that symbolize its Technique, Quality, and Uniqueness. This region, renowned as the land of wellness, becomes a place for refreshment, rest, and regeneration, defining, this way, Aquademy's genetic traits in the attention to personal care.

## VISION

To elevate the therapeutic powers of water by serving the world's best private and professional wellness spaces.

## MISSION

To apply the essence of Made in Italy innovation to the highest forms of wellness.

## SERVICES

Consultancy  
Design  
Training  
Customization  
Assistance

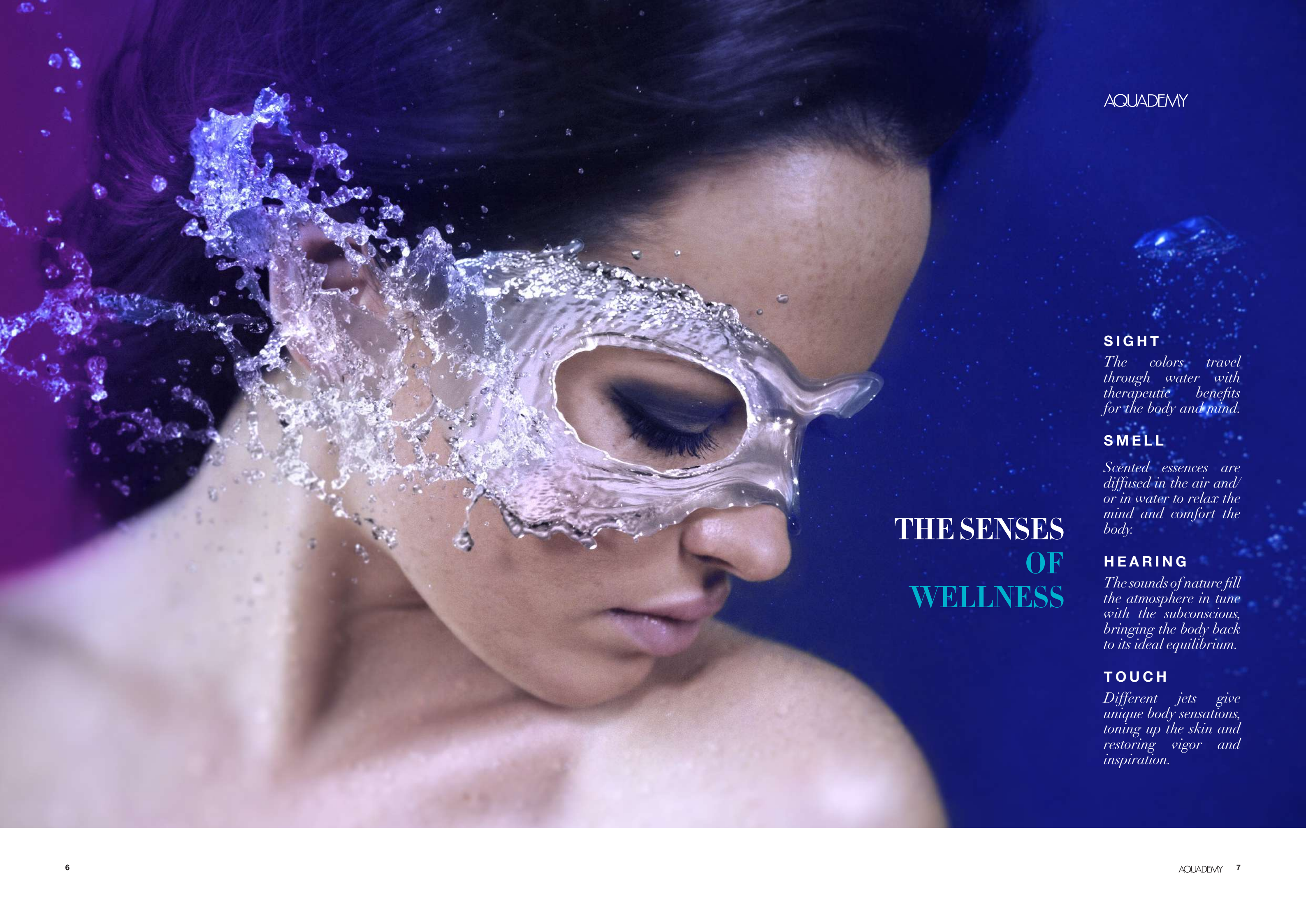
## PRODUCTS

Aquademy's innovative range of products reinterprets the use of water, light, and scent in a new progressive level of technical construction. This way, the shower systems become a state of the art, nestled amongst precious materials, where the use of stainless steel AISI 316L stands out thanks to the aesthetic plates, now easily adaptable to even more hostile environments. High-quality silicone nozzles, waterfalls with different inclinations, and the aerated jet complete the picture. In the chromotherapy collection, the experience becomes even more engaging thanks to the LED lights, embedded like precious stones within the plates, contributing to the definition of a refined aesthetic, able to offer the best tonality and light frequency experience.

Whichever solution one may choose, aromatherapy is by now a must for the company, diversifying the therapeutic experience in its different declinations.

All of this controlled by user interfaces, designed on purpose for every necessity, fulfilling all sorts of needs, from the most robust to the most unique.





AQUADEMY

#### **SIGHT**

*The colors travel through water with therapeutic benefits for the body and mind.*

#### **SMELL**

*Scented essences are diffused in the air and/or in water to relax the mind and comfort the body.*

#### **HEARING**

*The sounds of nature fill the atmosphere in tune with the subconscious, bringing the body back to its ideal equilibrium.*

#### **TOUCH**

*Different jets give unique body sensations, toning up the skin and restoring vigor and inspiration.*

## **THE SENSES OF WELLNESS**



AQUADEMY

# THE POWER OF WATER

The versatility of an element declined between strength, play, and relaxation. A shapeless element, and yet still open to a thousand different forms, water lends itself to equilibrate our innermost energies, gifting us with moments of dynamism, pure joy, and peace.



## RAIN JET

Wholesome and comforting, it pampers the body creating a familiar and delicate sensation.

## WATERFALL JET

A massaging and anti-stress effect for a perfect union between wellness and restored energy.

## NEBULIZED JET

Involving and refreshing, the water turns into vaporized particles becoming one with the air.

## AERATED JET

Dynamic and versatile, it plays with the union of water and air. Not only it relaxes the muscles, but it also stimulates creativity and body vigor.



## THE SHAPE OF WATER

The diverse selection of jets allows the water to tell our bodies about its endless possibilities. Therapeutical element par excellence, the water taking form in these jets donates ever-changing sensations, able to awaken our deepest aspirations.

Their combinations create the perfect synergy for an instant benefit on our body and mind.





AQUADEMY

# THE PRODUCTS

Every route corresponds to a research, and Aquademy's one has always been focused on **high-end materials** combined with the best technologies. Aquademy is **design** and **sturdiness**, with particular attention to easy installation and maintenance.



All of this takes us today to the use of the best-in-class materials, to guarantee a product of the highest possible quality, aligned to the most diverse professional necessities, and to any construction need.



## WATERFALL AND AERATED DISPENSERS

The aerated and waterfall jet, with its different levels of inclination, complete the prism of first-class offers designed to deliver an always-new water experience.

## USER INTERFACES

The research and technical development department works constantly on new and exclusive user interfaces, able to satisfy the highest aesthetical and functional requests. The controllers are studied and designed for different categories of end-users, with the goal of bringing the shower experience to its highest potential.



Wellness  
exclusively  
**MADE IN ITALY**





## STAINLESS STEEL AISI 316L

The aesthetical parts of the shower systems are fully made in stainless steel AISI 316L, a carbon alloy with chrome, nickel, manganese, molybdenum percentages, and other elements in smaller quantities. The molybdenum, in particular, makes it the ideal material for environments exposed to aggressive chemical agents, such as spas, wellness centers, naval environments, outdoor installations, saline environments, etc.



## INSPECTABLE NOZZLES

Aquademy's experience brought to life a new construction model for the nebulizing nozzles. Fully made with stainless steel AISI 316L, which guarantees the best durability and maintenance of the aesthetical render, the nozzle is also completely inspectable and dismountable to satisfy a more and more efficient product care and maintenance.


## LED LIGHTS

Simple but fundamental, the technical evolution reaches a new goal in the LED lights with the development of a waterproof nickel-plated brass, fully cashed, giving the flush design an elegant and minimalist aura.



## SILICONE NOZZLES


The silicone nozzles are antiscaling and guarantee a shower experience of everlasting quality even for intense professional uses.








# INDEX




17

Emotional Shower



41

Emotional Path



57

Kneipp Path



85

Vichy Showers



29

Sensory  
Shower



49

Sensory  
Path



63

Reaction  
Showers



69

Aromatherapy And  
Sanitation



101

Managing  
Systems



AQUADEMY

AMBIENTAZIONE MODELLO ONE SPA 100X70 TOP

# EMOTIONAL SHOWER



AQUADEMY

# EMOTIONAL SHOWER

## THE ORIGINS

Different sources link the origins of showers to Ancient Egypt, where their use seemed to be mostly ceremonial rather than purely hygienical, dedicated to a purifying purpose of the body and soul; water would fall from the head covering the whole body and making its way down to the floor. This double fruition, energetic and sensorial, has always inspired Aquademy to the creation and definition of new products, taking it to the highest expression in the emotional showers.



The *mindfulness*  
of WELLNESS


ONE SPA 100X70 TOP



3D SPA



Cutting-edge technologies and materials are brought together to recreate this ancient purifying ritual, which has been accompanying mankind for millennia. This way, the emotional shower becomes the refined symbol of Aquademy's creations, a unified summary of **hydrotherapy**, **chromotherapy**, and **aromatherapy**. Proposed in various forms and dimensions, to better get in touch with the aesthetical and structural needs of the location, the design of the emotional shower recreates, through a succession of carefully selected jets, lights, and aromas, **an emotional journey through the 4 senses**, a moment of relaxation and wellness tailored around the body and the psyche.



## PSYCHOPHYSICAL BENEFITS


A game of water jets, colors, temperatures, and scents of a thousand different combinations. An emotional and sensorial experience that recreates always new atmospheres, in harmony with the body. The emotional showers offered by Aquademy have different types of jets and controllers. Anxiety and stress vanish under the caresses of water, thanks to its beneficial effects such as **toxins expulsion** and **bloodstream improvement**. Emotions such as positivity and mental dynamism find new lifeblood in the sensations given by the color-scent combination; whilst the nervous system is hyperstimulated, guaranteeing renewed tone, wellness, balance, and a completely restored immune response.



AQUADEMY

# COMPOSITION

*The emotional shower: all the wellness you feel*



Inspectable nebuliser nozzles

Central rain jet

Aerated jet

Double waterfall

Lateral rain jet

Flush RGB light 3W

*The stainless steel (AISI 316L), first amongst the precious metals in the feng-shui, confirms itself as the best option for its peculiar purity matched with its physical-chemical features, which gives the product a better resistance to corrosion. A symbol of wellness and design at the same time, it is the best material to arouse intense sensations and convey to the body the therapeutical powers of water. The different types of dispensers find their forms in stainless steel, composing, in various combinations, the models of Aquademy's showers, such as **nozzles of the best silicone** for the rain jet; AISI 316L nebulizers for the nebulized jets, **dismountable and maintainable for ideal cleanliness**; 45°, 60°, and 90° waterfall jets for different types of water massages and treatments; and, lastly, the aerated jet. The RGB LED lights, flush with the plate, close the composition of this shower, tailored to gift unforgettable emotions and wellness.*









## FLUSH RGB LIGHT

The RGB LED lights are flush with the surface and fully incorporated inside the product, guaranteeing the optimization of the light beam. The minimalist design, simple and functional, makes it aesthetically adapt for any kind of environment, from the most classic to the most modern.

# FUNCTIONALITY



## Treatment example

				
	30"	15"	30"	15"
	32°	38°	22°	36°
	magenta	red	blue	green
		citrus	mint	


## THE CONTROLLERS

Concerning the various types of treatments, Aquademy has accurately developed a series of user interfaces, in order to make the shower experience as intense and effective as possible. Amongst the different variations, we can distinguish two macro-categories. The first one is a **control unit** that allows accurate programming through the selection of timings and desired colors, to match with the alternated jets. The second one functions through a **controller**, and it's specific for the selection of combinations of jets and colors, with a broad chance of customization.

All this to create an "event" to enhance and highlight the environment in which the shower is embraced.




AQUADEMY  
STRUCTURE

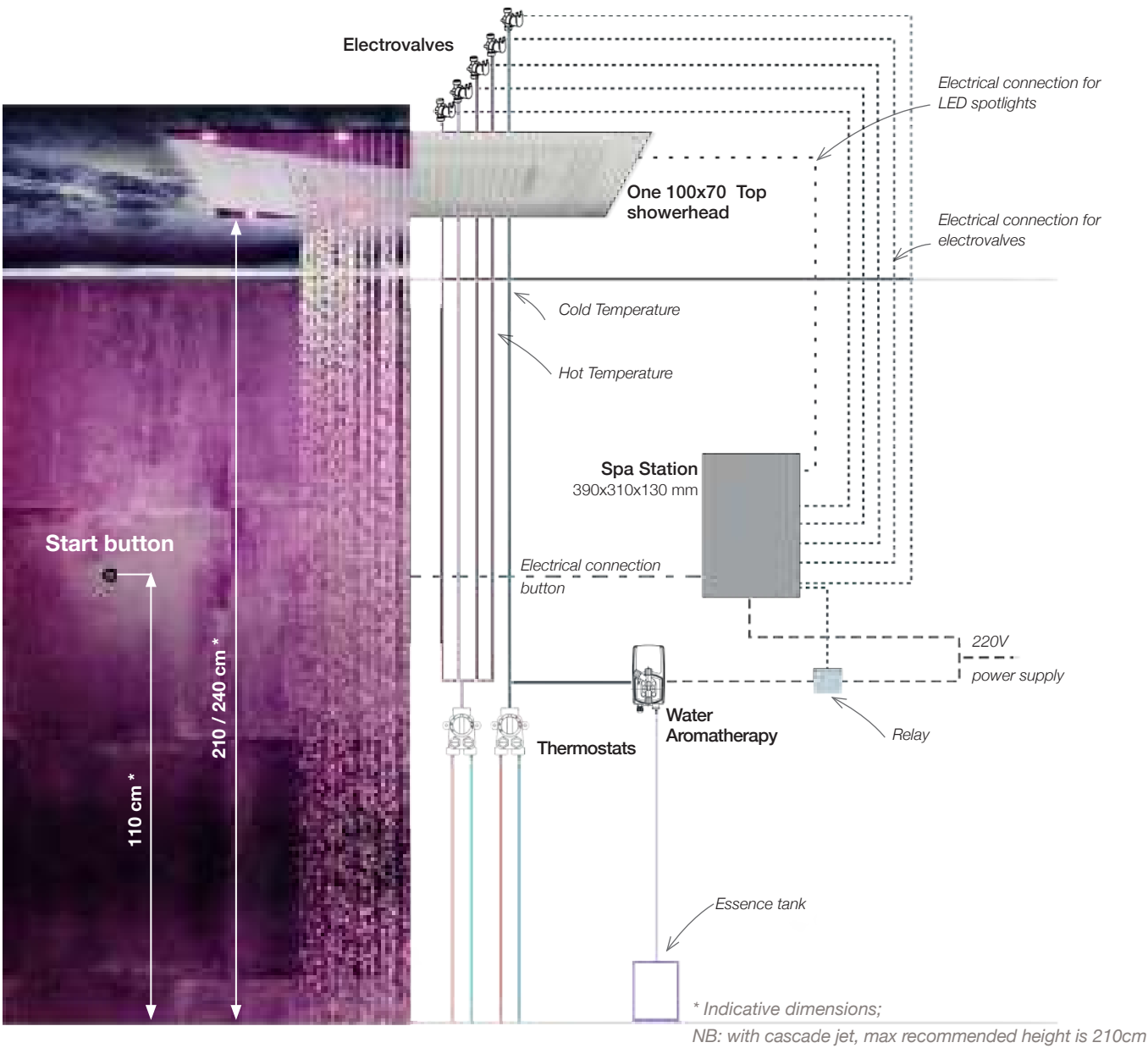


The shower systems are inclusive of a built-in frame with an anchor kit and showerhead with a frame fixing kit.

Includes tools for disassembling/cleaning nozzles (cascade, atomized, and aerated).



INSTALLATION  
*Emotional Shower with Spa station*



SHOWER SYSTEM WITH 5 JETS

- plasterboard fixing system using supplied kit;
- system activation via backlit push-button; the fixed color of choice, flash when active;
- number of thermostats equal to the different water temperatures desired for the jets;
- number of electrovalves equal to the number of jets in the system;
- control unit is programmable from the display.

Provide a technical area where thermostats, electrovalves, and control units can be located.






HI SPA



AQUADEMY

# HOME WELLNESS

*The wellness you feel, in your own home*



Each part of the emotional shower has been revisited in a **customizable direction.**



*Aquadeemy takes the **shower experience** from the world's most charming spas to the comfort of your home. Each part of the emotional shower has been revisited in a customizable direction, in order to adapt the uniqueness of the wellness center to the needs and habits of the single user. New shapes, colors, and finishes have developed from Aquadeemy's experience to mold themselves around whimsical, elegant, or minimalistic aesthetical necessities, offering a prism of combinations that are not only answering to the new **design** trends but also to the innovative **functionalities**.*



AQUADEMY

AMBIENTAZIONE MODELLO ONE ROUND TOP

# SENSORY SHOWER

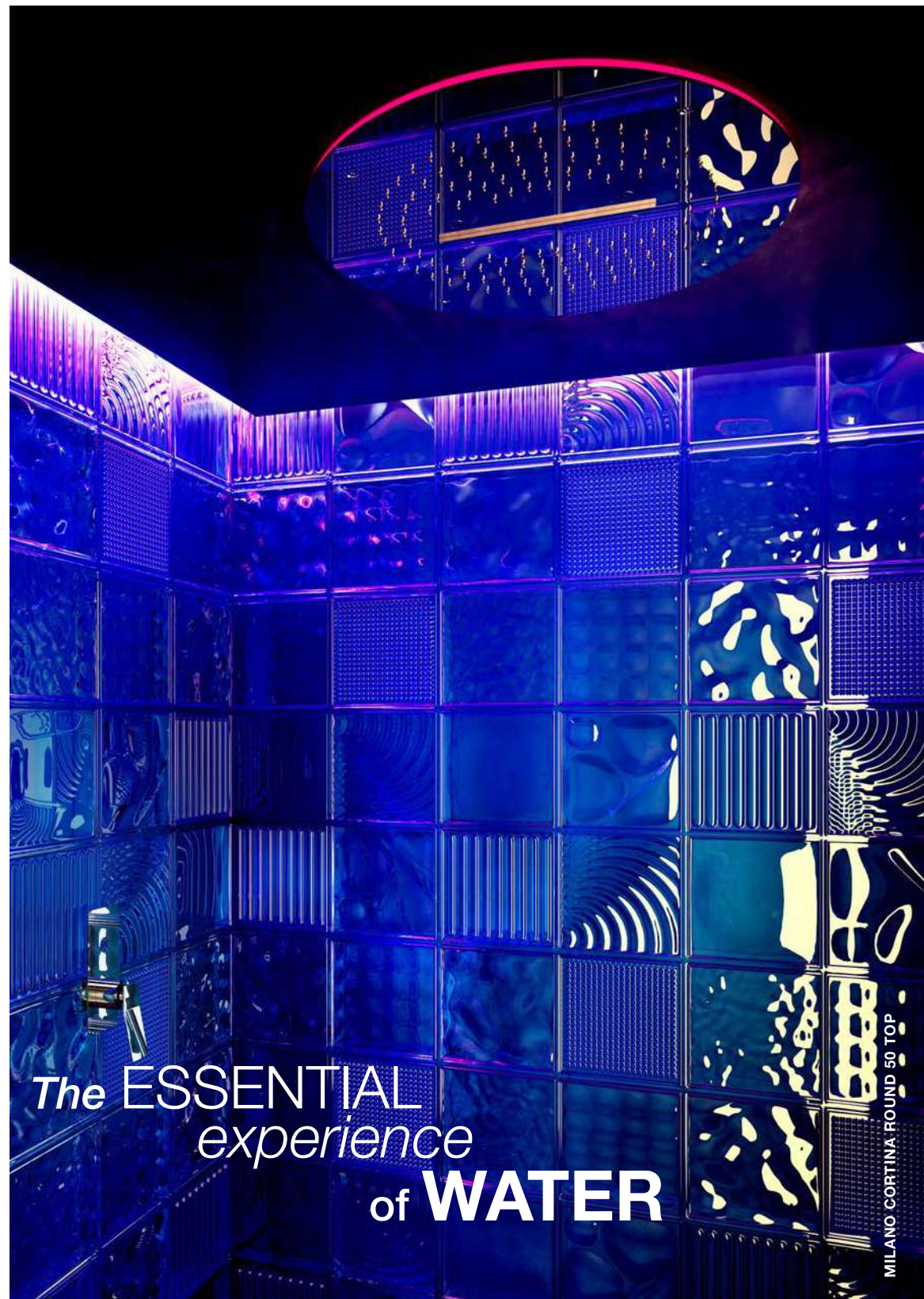


AQUADEMY

# SENSORY SHOWER

## THE ORIGINS

Water, as a key element of the purification ceremony, comes to us as a legacy from the Greek-Roman culture. During the rituals of lustrum, or lustratio, water was a means of purification for the body and soul, and it was sprinkled on the individual through the use of wooden branches.



Over time, the ceremony of lustrum has increasingly took the shape of what today we call a shower.

Inspired by these ancient customs, the sensory shower recalls the Roman rituals through the different **shapes of water**. Today, like before, it represents a 360° experience, made of waters games, and selected aromas inserted directly in the water or the surrounding air.

The sensory shower, in its **essence, embodies the essential and purifying experience of water.**



## PSYCHOPHYSICAL BENEFITS

The sensory shower is a union of benefits that not only **restore** the **mental balance**, freeing it up from stress but also act on the **body**. Four senses are involved in this experience: hearing, stimulated by the sounds of nature; smell, aroused by a selection of relaxing scents; sight, lit by the LED lights, merging color with water; and touch, urged by a variegated jet game. While the mind is relaxing in this oniric shower atmosphere, low-temperature water is toning up legs, glutes, and belly, offering a vasodilatory effect that acts on the **wellness of the skin**.

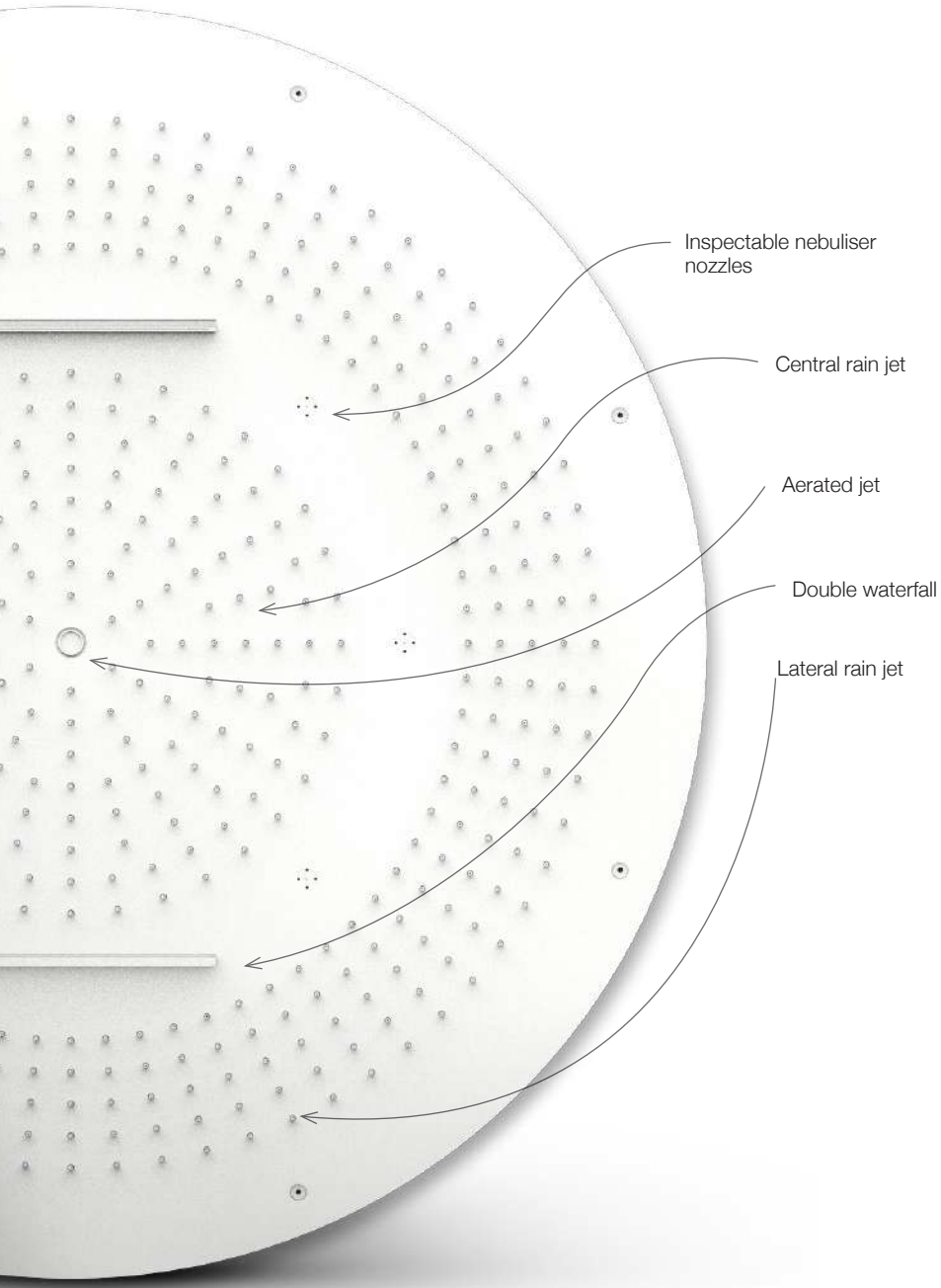




AQUADEMY

# COMPOSITION

*The sensory shower: all the wellness you sense*



*The types of jets define the multiple forms that the sensory shower can adopt, suggesting the role of water as the unquestioned protagonist of this collection. In a frame of stainless steel **AISI 316L**, accompanied by silicone nozzles and **dismountable and inspectable** nebulizing jets, here the water is gifted with all the elements that allow us pure and authentic wellness. The sensory shower is a therapeutic experience of sublime quality; also thanks to the particular attention towards **low energy consumption**.*

## STAINLESS STEEL AISI 316L

Renowned on the market for being one of the most precious and performing metals, this material is particularly suited to oxidant and reducing environments. Its technical features make it resistant to atmospheric corrosion, stainless, inert to acids, antibacterial, highly hygienic, and 100% recyclable.

# FUNCTIONALITY

*Sensory shower*



Treatment example

	30"	15"	30"	15"
	32°	38°	22°	36°
		rose petals	lemon	

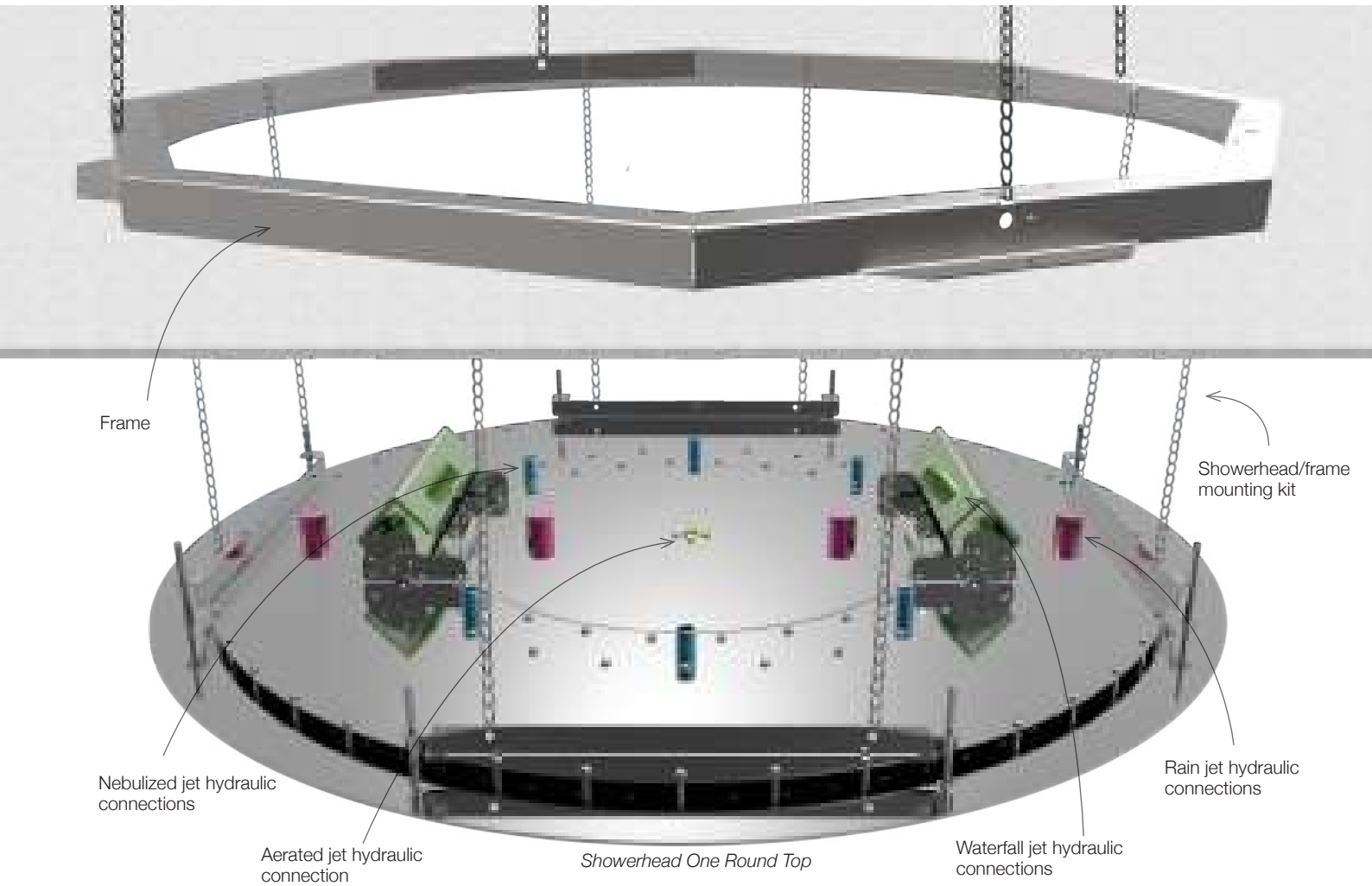
## THE CONTROLLERS

The “only water” philosophy has been guiding Aquademy’s choices for many years towards the creation of the sensory showers, with the goal of highlighting the essential value of the shower systems. Even for this product, there are two macro-categories of operating systems: the first one works through a control unit to create a **sequence of several timed water jets**, the second one operates through an “on/off” switch for the timed programming of a single jet. Both the modes have been developed to prioritize **safety and comfort** needs at the same time.



AQUADEMY

# STRUCTURE



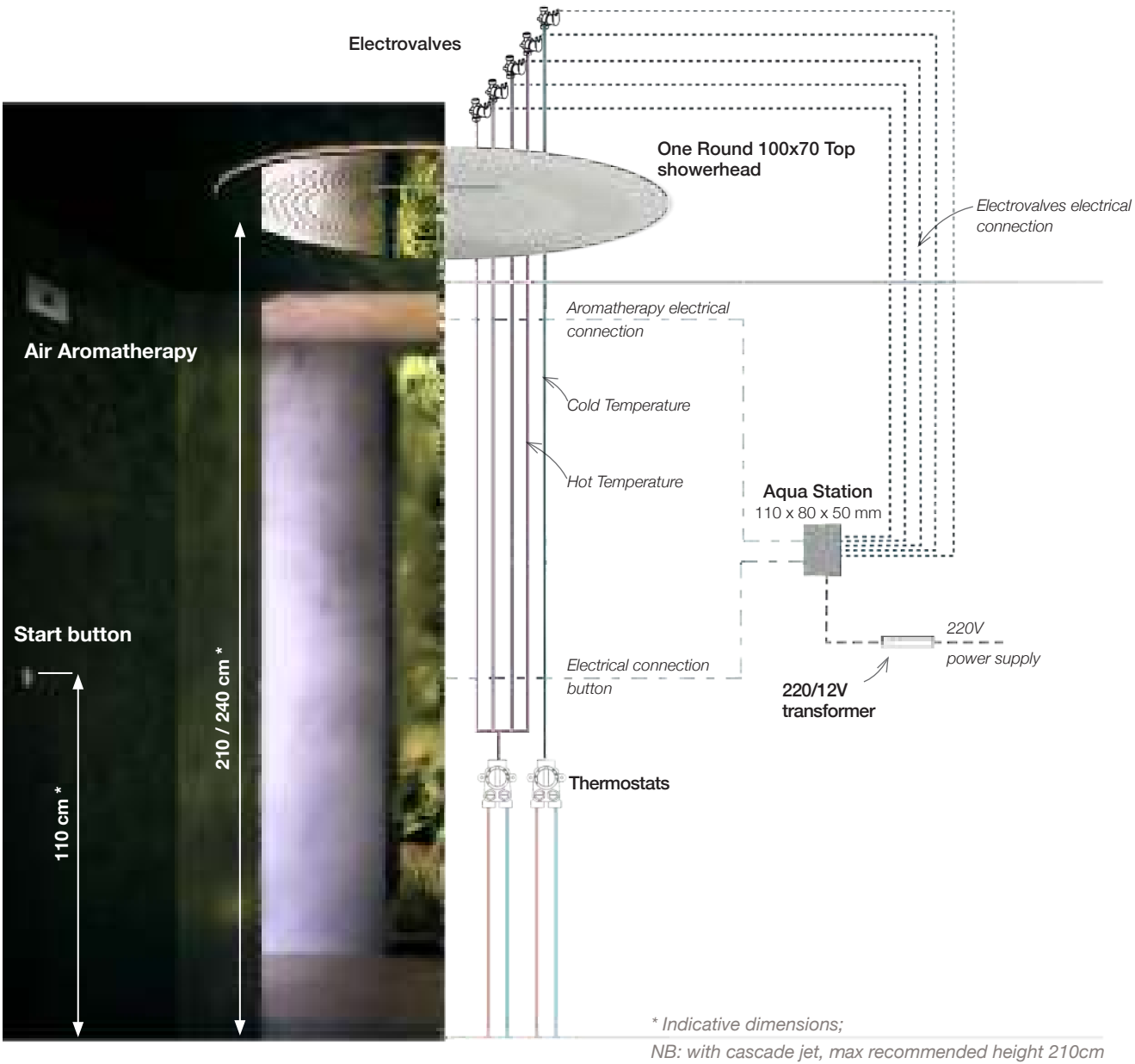
The shower systems include a built-in frame with an anchor kit and a showerhead with a frame fixing kit.

Includes tools for disassembling/cleaning nozzles (cascade, atomized, and aerated).



# INSTALLATION

*Sensory Shower with Aqua station*



## SHOWER SYSTEM WITH 5 JETS

- plasterboard fixing system using supplied kit;
- system activation via backlit button; fixed color choice, flashes when active;
- number of thermostats equal to the different water temperatures desired for the jets;
- number of electrovalves equal to the number of jets in the system;
- programmable controller for sequential jets activation.

Provide a technical area where thermostats, electrovalves, and control units can be located.





H2O 50 TOPRAIN



AQUADEMY

# HOME WELLNESS

*The wellness you sense, in your own home*

*Wellness also means gifting yourself with the quality of a spa in your own home. It means turning the daily habit of showering into an unforgettable experience, every single day.*



WALL RAIN&amp;FALL

*In the “Home Wellness” version, the finishes, shapes, and functions of the sensory shower reflect the needs of the single user, who has always been the inspiration for the high professionalism and technical quality of the product.*

*Aquadeemy offers its **hydrotherapy** skills, taking care of people’s wellness directly in their **homes**, helping to rebalance their emotions, and turning the shower into an exciting daily moment.*



MILANO CORTINA ROUND 50 TOP



## CUSTOMIZATION

The different interface options of the user operation have allowed Aquadeemy to design the sensory shower taking into consideration the most diverse demands, from the functional to the aesthetic ones. **Simple** but **cured-in-detail** compositional **elements** make a fundamental aspect of the product, through the creation of its **therapeutical and ritual aspects**.





# EMOTIONAL PATH




AQUADEMY

# EMOTIONAL PATH

## THE ORIGINS

In this journey directed by the principles of ayurvedic philosophy, the five primary elements are materialized in different shapes of water, offering their essence to the individual.



A boundless **WAVE**  
of FULL BODY  
*relaxation*

SPA 42

While in the rain jet we find the earth and in the perpendicular waterfall jet the water, fire takes shape in the inclined waterfall, while the air is manifested through the aerated jet and the ether in the nebulized one.

But water is not the only protagonist. This **emotional journey** is crowned by the stimulation of **all senses** thanks to the selected combinations of *lights* and liquid or nebulized *scents*. A path of discovery of the inner self, guided by the five elements and the four senses.



SPA 42



## PSYCHOPHYSICAL BENEFITS

The **deep relaxation** given by the emotional path is designed to eliminate everyday stress and restore self-confidence. At the same time, the water jets in different modes and temperatures are taking care of the nervous system's disorders through the stimulation and toning of the tissues, the activation of the **lymph circulation**, and the **elimination of the toxins**.





AQUADEMY

# COMPOSITION

Emotional path



The emotional path proposed by Aquademy is a true **journey** towards the rediscovery of the purest **emotions** of the human soul. A rainbow of sensations wraps the body around **wide and engaging rain or waterfall jets**, alternated with **nebulized** and **aerated** jets, light and dense, recreating concepts of uncontaminated natures, tropical places, or milder atmospheres, towards the pursuit of an overall balance. Contributing to this feeling are the intense colored **lights**, the **aromas** produced by the wall diffusers, and Aquademy's original essential oils, infused directly into the water.

From the aesthetical point of view, the selection varies from curved, squared, and sharp, or rectangular and volumetric lines, always embedded in the frame of the best-quality stainless steel **AISI 316L**.

## THE COLORS

Aquademy's research on chromotherapy finds its highest expression in the effects that colors have on the person. If **red** increases the blood pressure, **green** does the same with relaxation and balance. An equivalent effect is given by **blue**, which acts by decreasing the arterial pressure and heart rate. The one who chooses **yellow** is searching for great dynamism, unlike **cyan** which donates a strong sense of serenity. **Magenta** light games can excite muscular tension and breathing, while the choice of **white** light gives sensations of optimism and freshness.

# FUNCTIONALITY

Emotional path



Treatment example

	45"	30"	45"	30"
	20°	38°	36°	38°
	blue	red	yellow	magenta
	mint	tropical		

## THE CONTROLLERS

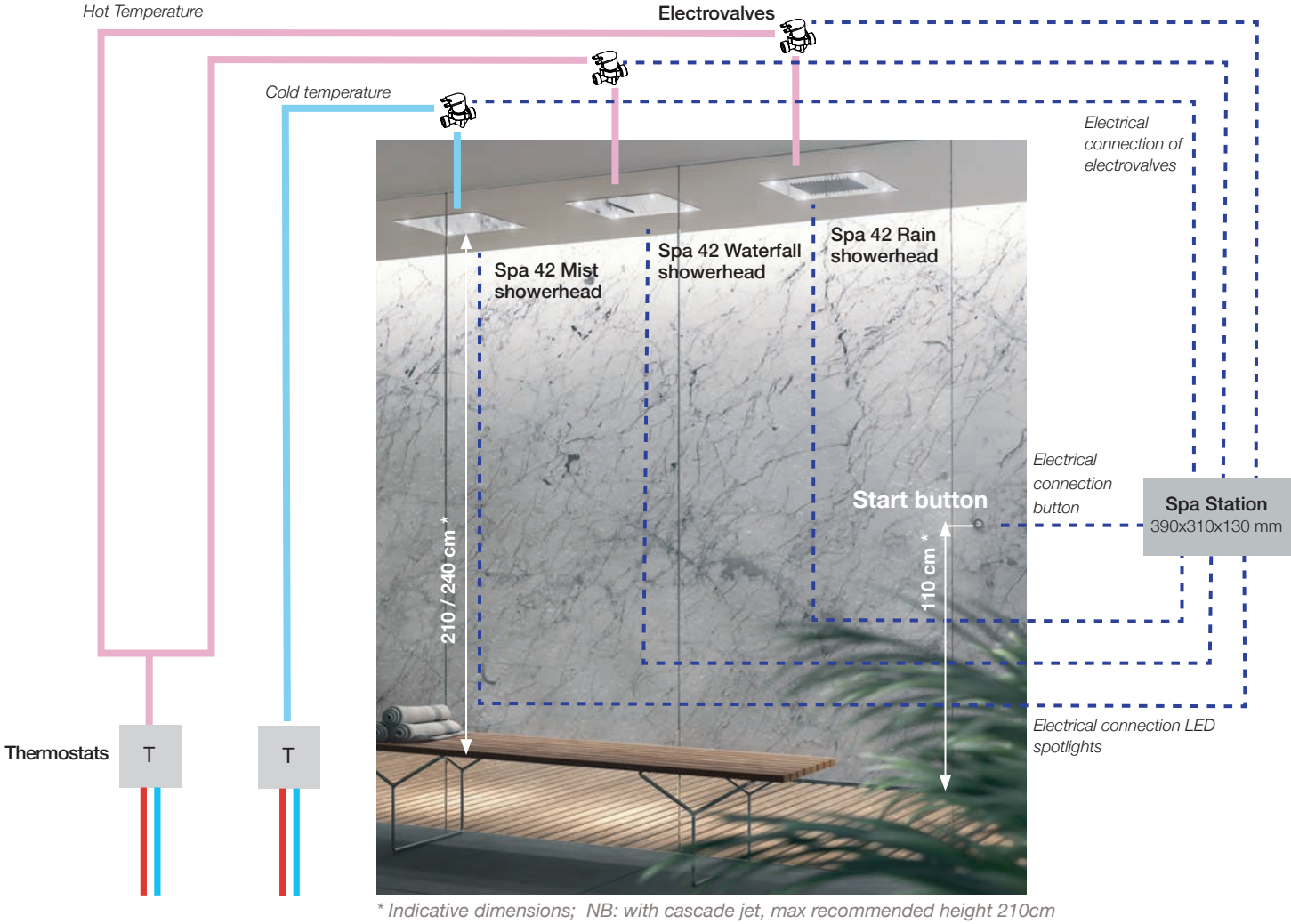
An emotional journey is, in its essence, an extremely personal experience. By this, Aquademy outlined highly **customizable operating systems**, which are also easily adjustable thanks to the available controllers and control units. Times, lights, jets, aromas and sounds are at the complete disposal of the user, with the goal to recreate **the perfect journey**.



AQUADEMY

# INSTALLATION

*Emotional path*



## WATER PARADISE BASIC EMOTIONAL PATH

- plasterboard fixing system using supplied kit;
- system activation via backlit button; fixed color choice, flashes when active;
- number of thermostats equal to the different water temperatures desired for the jets;
- number of electrovalves equal to the number of jets in the system;
- control unit programmable from the display.

Provide a technical area where thermostats, electrovalves, and control units can be located.





# SENSORY PATH



AQUADEMY

# SENSORY PATH

A *sensory* journey  
inspired by WATER




MILANO CORTINA 30

## THE ORIGINS

Inspired by the fundamentals of Taoism and Feng Shui, the sensory path is an experience created to re-establish the **equilibrium of senses**. The principle of the two philosophies divulges a cosmos that is always evolving amongst dualization and pluralization cycles, and we see it taking shape in this incredible journey. The person who experiences it is led to cross, through **five** different **jets of water**, the five phases of energy; at the same time, the embrace of the primordial forces Ying and Yang is manifested on the skin, thanks to the alternated **cold and warm temperatures**.

Through the sensory path, step by step, the essential energy of the world helps the individual overcome chaos, to the point of welcoming an overall balance of the body and mind.



## PSYCHOPHYSICAL BENEFITS

This **hydrotherapy paradise** is characterized by alternating cold and warm water, meant for the **wellness of the immune system**. On one side, warm water acts on the heart health, raising the heartbeats, lowering the blood pressure, promoting the sweating, and exercising providing extended pain relief; on the other side, cold water teams up with the warm one in the bloodstream enhancement, fighting water retention, and contributing to the improvement of cells oxygenation, for an immediate relaxing effect. This way, the union of the two opposed temperatures builds a **relaxing and healthy** armor around the body.





# COMPOSITION

*Sensory path*



In the sensory path, the shapes of water don't only vary with the jet types, but also with the **shower systems** in **rectangular, square, or round** shapes. These elements, in combination with the alternately warm and cold temperatures, turn water into a way to experience unique moments of **relaxation**. Refreshing waterfalls, soft raindrops, energizing water clouds, and a unique aerated flow team up with the benefits of aromatherapy, while always being supported by the excellent stainless steel **AISI 316L**.

## DISMONTABLE NEBULIZED JET

The stainless steel AISI 316L nozzle is designed to be **dismountable** and **inspectable** through a dedicated key, guaranteeing perfect maintenance and cleanliness of the product. This way, wellness remains crystal clear and durable.

# FUNCTIONALITY

*Sensory path*



Treatment example


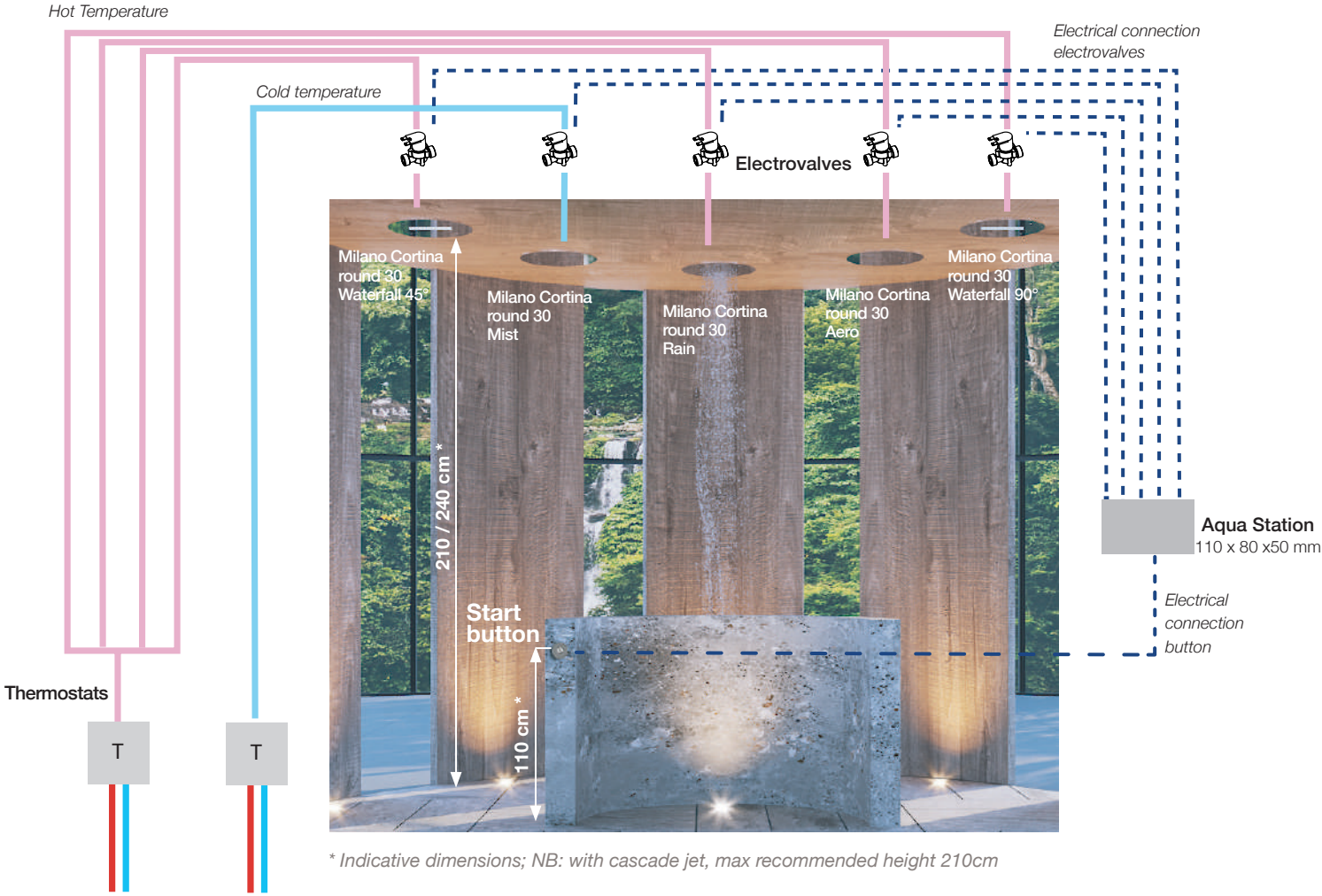
	45"	30"	45"	30"
	20°	38°	36°	38°
	coconut	tropical		

## THE CONTROLLERS

The operation of the path is characterized by an extremely **minimalistic** design, and consequentially very easy to use. The interface consists of a unique built-in chromed button, which, through a controller, allows a **temporized** management of the single steps of the path. The **experience** can become even more **immersive** through the infusion of aromas both in water and air.



AQUADEMY  
INSTALLATION  
*Sensory path*



**SENSORY SHOWER PATH  
ROUND 30 TOP**

- plasterboard fixing system using supplied kit;
- system activation via backlit button; fixed color choice, flashes when active;
- number of thermostats equal to the different water temperatures desired for the jets;
- number of electrovalves equal to the number of jets in the system;
- control unit programmable from the display.

Provide a technical area where thermostats, electrovalves, and control units can be located.



AQUADEMY

AMBIENTAZIONE MODELLO B-LIGHT MIST

# KNEIPP PATH



AQUADEMY

# KNEIPP PATH



B-LIGHT MIST

## THE ORIGINS






Even since its origins in the XIX century, through the years the Kneipp Path has encountered various interpretations and variations. Founded on the **hydrotherapy treatment** of alternated **warm and cold water**, the path is focused on the relaxation of lower limbs, giving, eventually, a feeling

of wellbeing extended to the whole organism. The different interpretations see it spacing between the classic immersive path and the more recent non-immersive use. An optional is the addition of stones at the bottom of the path, for a complete sole massage.

## COMPOSITION AND FUNCTIONALITIES

The Kneipp Path is offered by Aquademy in the non-immersive version. This choice guarantees the water jets to reach the lower limbs, with intense **therapeutic effects** on the **legs and feet**. Every single step is characterized by a special built-in showerhead, made of the best quality stainless steel **AISI 316L** and tailored to turn the Kneipp experience into an unforgettable wellness experience. This is all possible also thanks to the 3 nebulized shower nozzles, which, organized around the light, allow the beam of light to travel through the water. The **control system** is, as always, **minimalistic**, and consequentially very **simple** and **intuitive**, programmable for powering through a button or a presence sensor.

B-LIGHT MIST

			Treatment example
	30"	30"	
	40°	20°	
	red	blue	


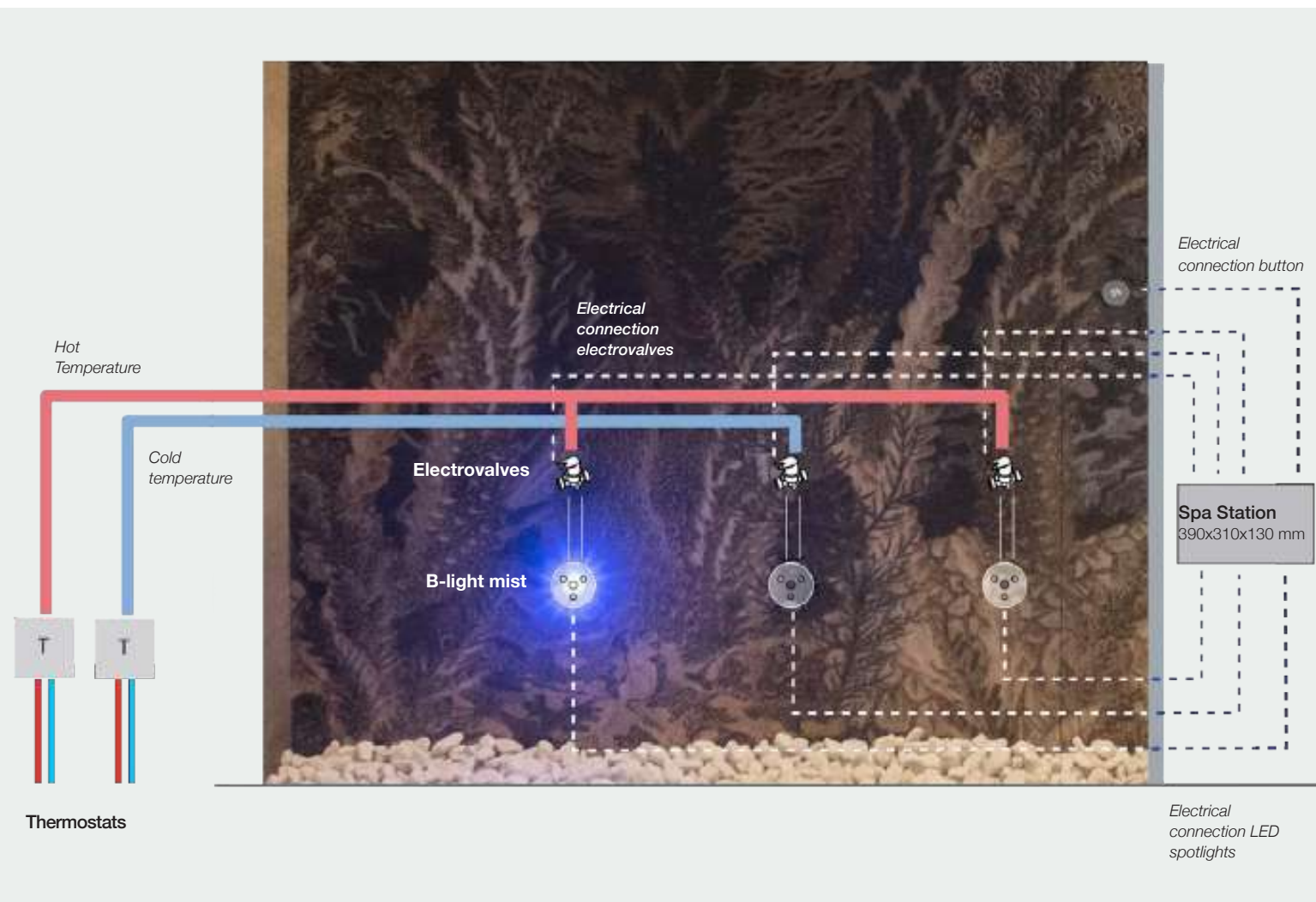
## PSYCHOPHYSICAL BENEFITS

The effects of this journey are multiples, designed to activate sensory relaxation for the whole body. The **bloodstream stimulation** is the main benefit, with consequential decreasing of water retention and strengthening of the immune system. The floor, made of embedded stones, teaming up with the **alternated warm and cold water**, creates a double capillary massage. Legs and feet finally receive the attention they deserve after much stress, completely vanishing the swelling sensation.



# INSTALLATION



## *Kneipp path*



## SINGLE WALL SIDE KNEIPP PATH

- recessed systems with integrated RGB led
- choice between rain jet and nebulized jet;
- activation through backlit push-button for step by step sequence;
- possibility to combine aromatherapy with liquid essences or air scent.

Provide a technical area where thermostats, electrovalves, and control units can be located.



\* Indicative dimensions;



AQUADEMY

AMBIENTAZIONE MODELLO B-LIGHT MIST

# REACTION SHOWERS



AQUADEMY

# REACTION SHOWERS

## THE ORIGINS

The pursuit of psychophysical balance is part of a heritage that has come to us from different populations and cultures and finds the rituals of sauna and steam bath amongst its many expressions. The deep purification that comes from these practices reaches its climax in the body response during the cooling down phase. The treatment is complete only after a **thermal shock**, a contact with temperatures that are opposite to the ones encountered in the sauna. The reaction shower is this way, an engaging cloud of freshwater, which brings the body back to its harmony by concluding this purifying journey.



A GIFT  
for the **BALANCE**  
of senses

B-LIGHT MIST



## COMPOSITION AND FUNCTIONALITIES

*As a complementary element of the sauna and steam bath, the reaction shower, in the version offered by Aquademy, consists of two different variations. While, in the first one, the body is wrapped in a **dense and cold mist**, almost like a cloud of frozen vapor, in the second variation the water turns into a rougher **rainfall**, with a stronger touch on the skin. A **blue-colored light** completes both the variations.*

*As always, the high quality of Aquademy stands out in the proposed product, made in a fine stainless steel AISI 316L, and manageable through the use of **buttons** or temporized presence **sensors**.*

	Treatment example
	30"
	20°
	blue
	eucalyptus

## PSYCHOPHYSICAL BENEFITS

**Cold water** is the true protagonist of this treatment. Thanks to it, the journey, started with the sauna's high temperatures, ends by slowly bringing back the **body to its balance**. This kicks off the purification from toxins, contributing to the functioning of the immune system and toning up the body. The tissues restore their regular **oxygenation** cycle thanks to the thermal shock, enhancing the **bloodstream**. Finally, the release of endorphins, started by the low temperatures, donates a prolonged positive effect on the mood.


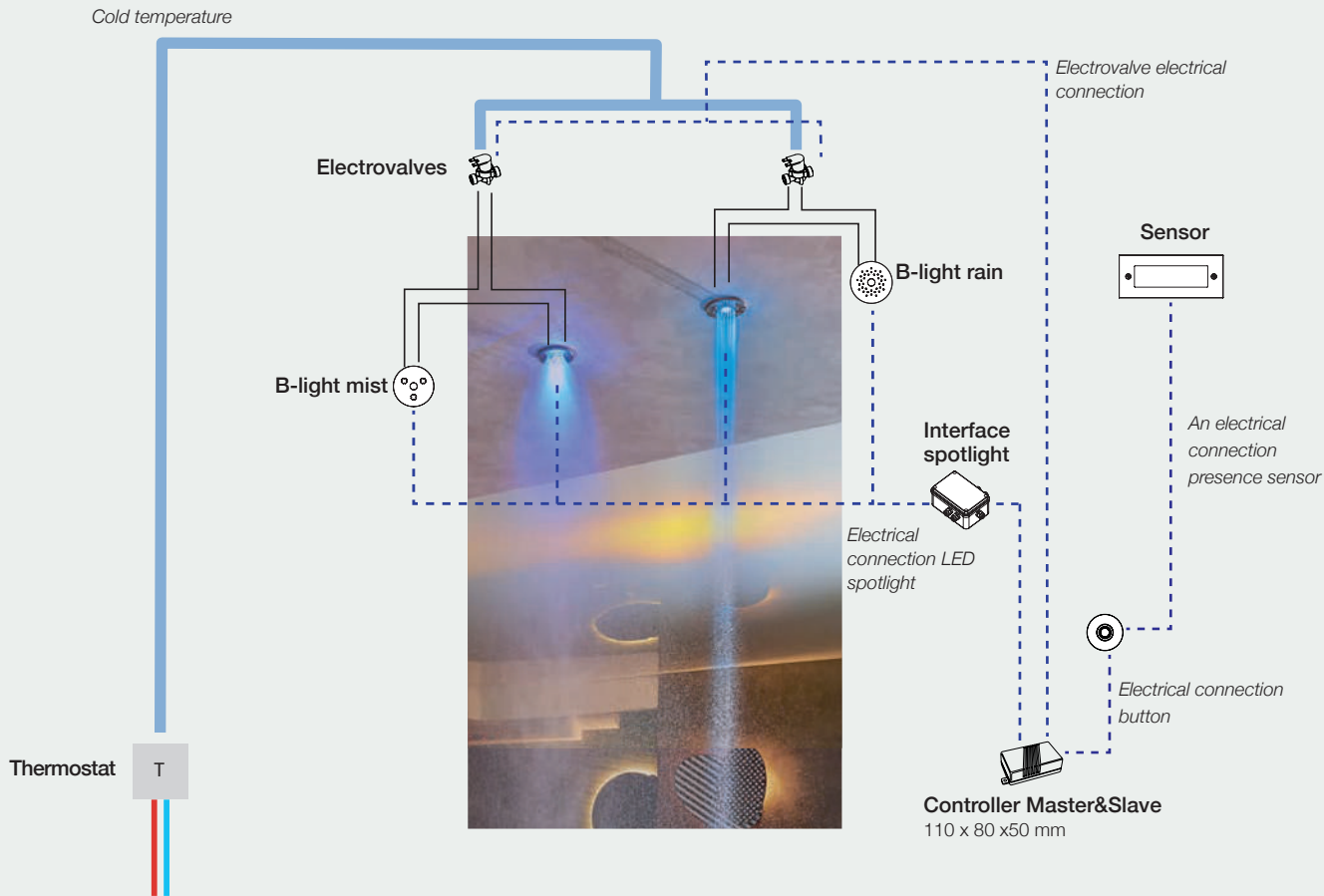




AQUADEMY

# INSTALLATION

*Reaction showers*



## REACTION SHOWERS B-LIGHT MIST AND RAIN

- recessed systems with integrated RGB led
- choice between rain jet and nebulized jet;
- activation through backlit push-button for step by step sequence;
- possibility to combine aromatherapy with liquid essences or air scent.

Provide a technical area where thermostats, electrovalves and control unit can be located.





# AROMATHERAPY AND SANITATION

AMBIENTAZIONE MODELLO B-LIGHT MIST



AQUADEMY

# AROMATHERAPY

## THE ORIGINS

The origins of aromatherapy are uncertain, as for centuries were its effects on the individual. Nonetheless, it's well known that the Egyptians were amongst the first ones to study them through the distillation and extraction of oils directly from plants. However, the most ancient therapeutical experiments are from China, where the use of aromatic oil infusions was connected with positive effects not only on the mood but also on physical disorders and indispositions.

## The Scent of WELLNESS



In a field so connected to **psychophysical wellbeing**, we can't ignore the contribution of the ancient Greek culture, in which the mythology would narrate about gods able to recognize and appreciate scents and fragrances.

But it was the French chemist Rene-Maurice Gattefosse who talked about "aromatherapy" for the first time, in 1937: a bad burn due to a laboratory accident brought him to discover the miraculously soothing effects of lavender oil. More recently, during the Second World War, it's known that the French surgeon Jean Valne followed the steps of his compatriot Gattefosse in using essential oils to soothe the pain of the soldiers' wounds.

***After this incredible journey amongst eras and cultures, aromatherapy has landed today in the wellness centers of the world, renowned by anyone for its extraordinary beneficial effects on the mind and body.***

## PSYCHOPHYSICAL BENEFITS

All the senses which our body is gifted with are, in some way, connected to a different side of our brain. Smells, in particular, are vehicles of very strong messages, traveling from the smell receptors to the brain through the nervous impulses. From here, they influence the autonomic nervous system and trigger extended changes within the whole body. An **essence** dissolved **in air or water** can, in this way, have very intense beneficial effects on heart rate, blood pressure, breathing, memory, stress, and hormonal balance. The sense of smell is also linked to the limbic nervous system and so to the hippocampus, both responsible for what we feel, such as **emotions** and instincts, and for the long-term memory. That's how the memories stored in our subconscious come back to life inside our minds the moment we get in touch with a scent we know.



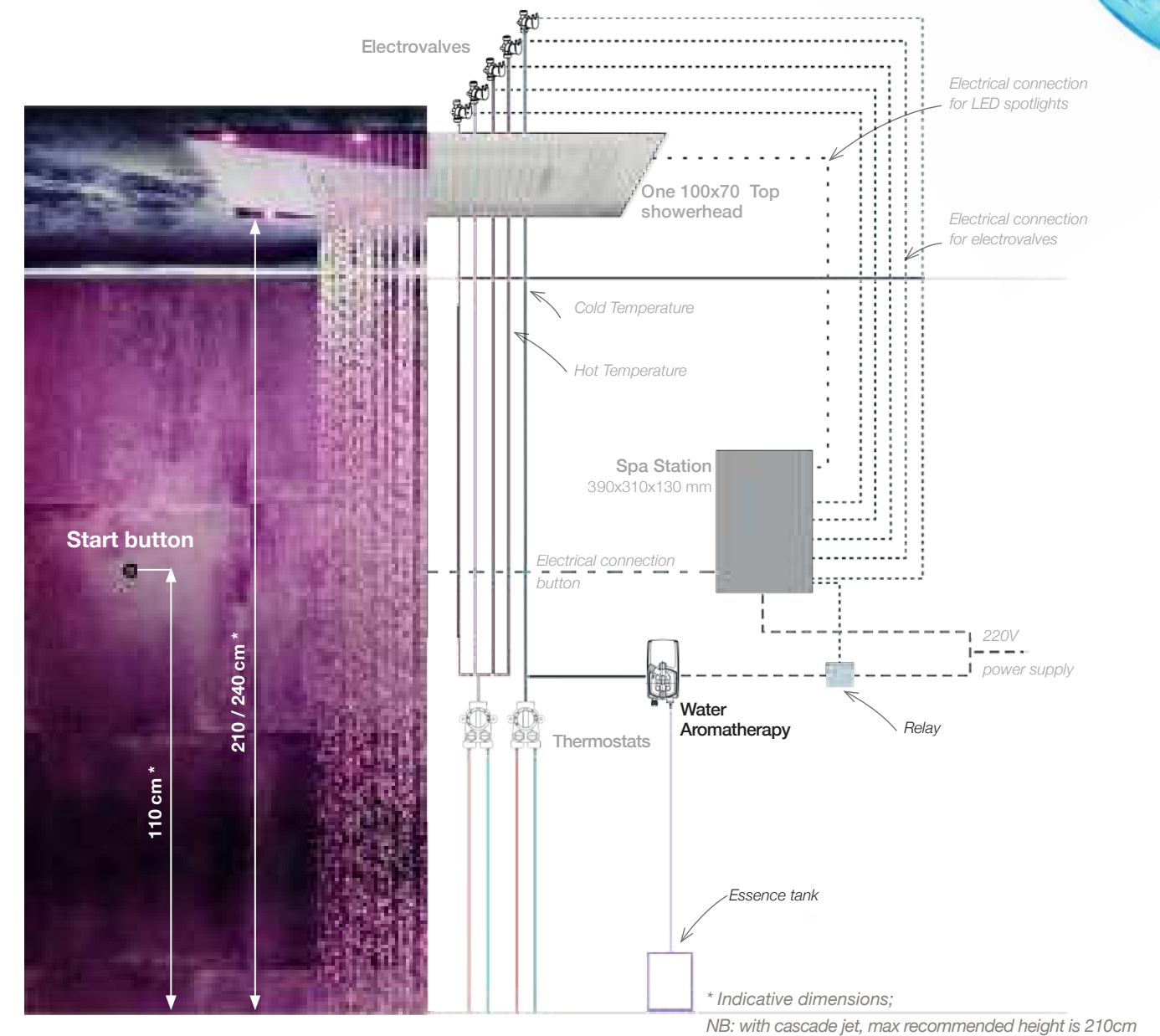


# IN-WATER AROMATHERAPY

A custom-designed pump enters specific quantities of essential oils into the plumbing system of the shower. The consequential mix of **water** and **scents** is perfectly adapted to the therapeutical necessities of the one who enjoys it.



MILANO CORTINA SPA 50 RAIN&amp;FALL



## LIQUID ESSENCES DISPENSING KIT

Kit with proportional pump complete with

- injector and piping kit
- wide neck essence container (5l)
- wall base for container
- 12V / 220V relay

Wide range of liquid fragrances to choose from.

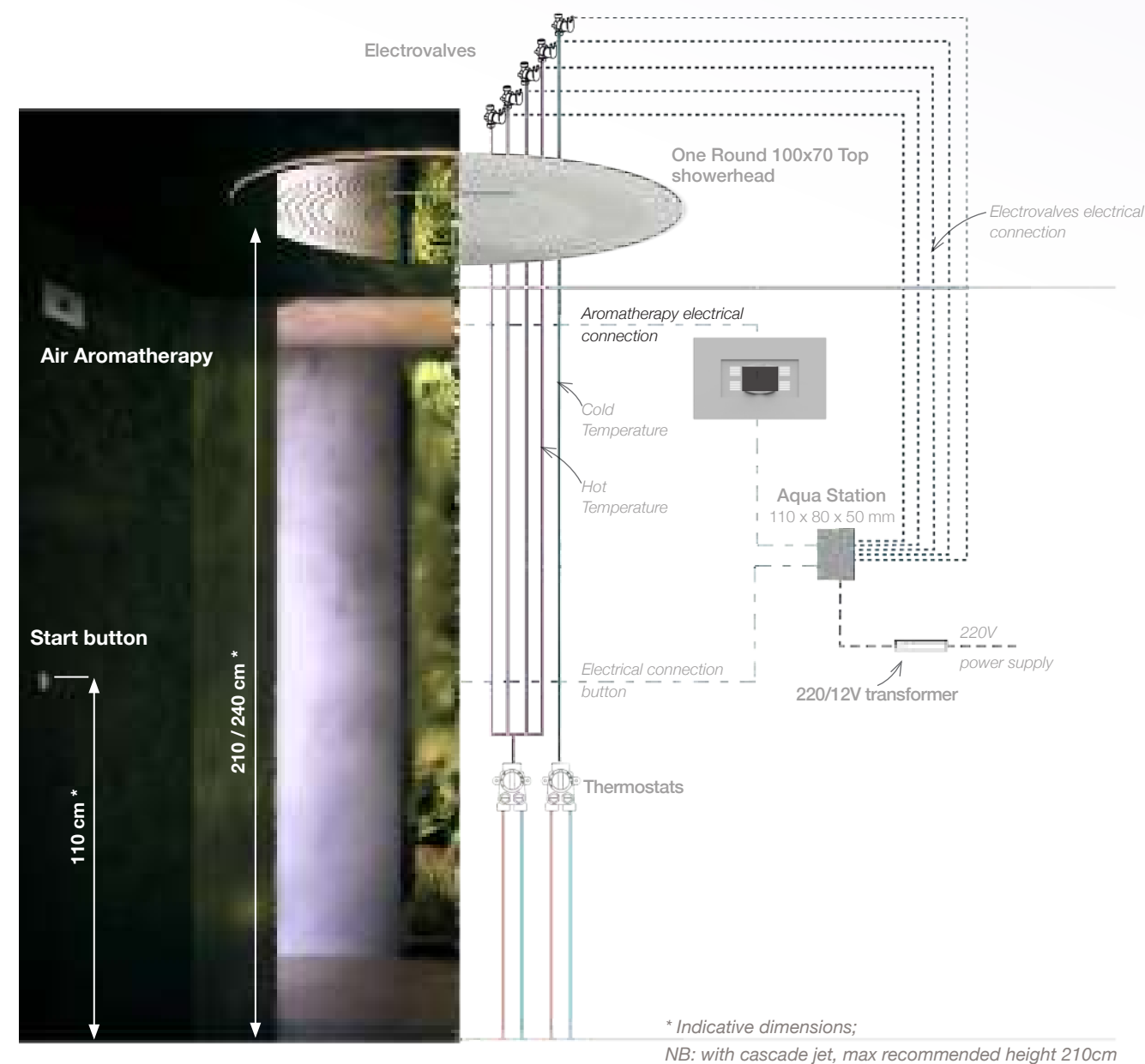


# IN-AIR AROMATHERAPY

Air aromatherapy happens through the mechanical stimulation of the air, started by a small fan. The **tiny particles** of scented talc are, in this way, diffused in the surrounding environment, turning every breath into relief for the whole organism.



MILANO CORTINA SPA 50 RAIN&FALL



## SOLID POWDER

Innovative type of solid fragrance in pods that is dispensed into the environment by simple ventilation.



# SANITATION

Healthy  
**WELLNESS**

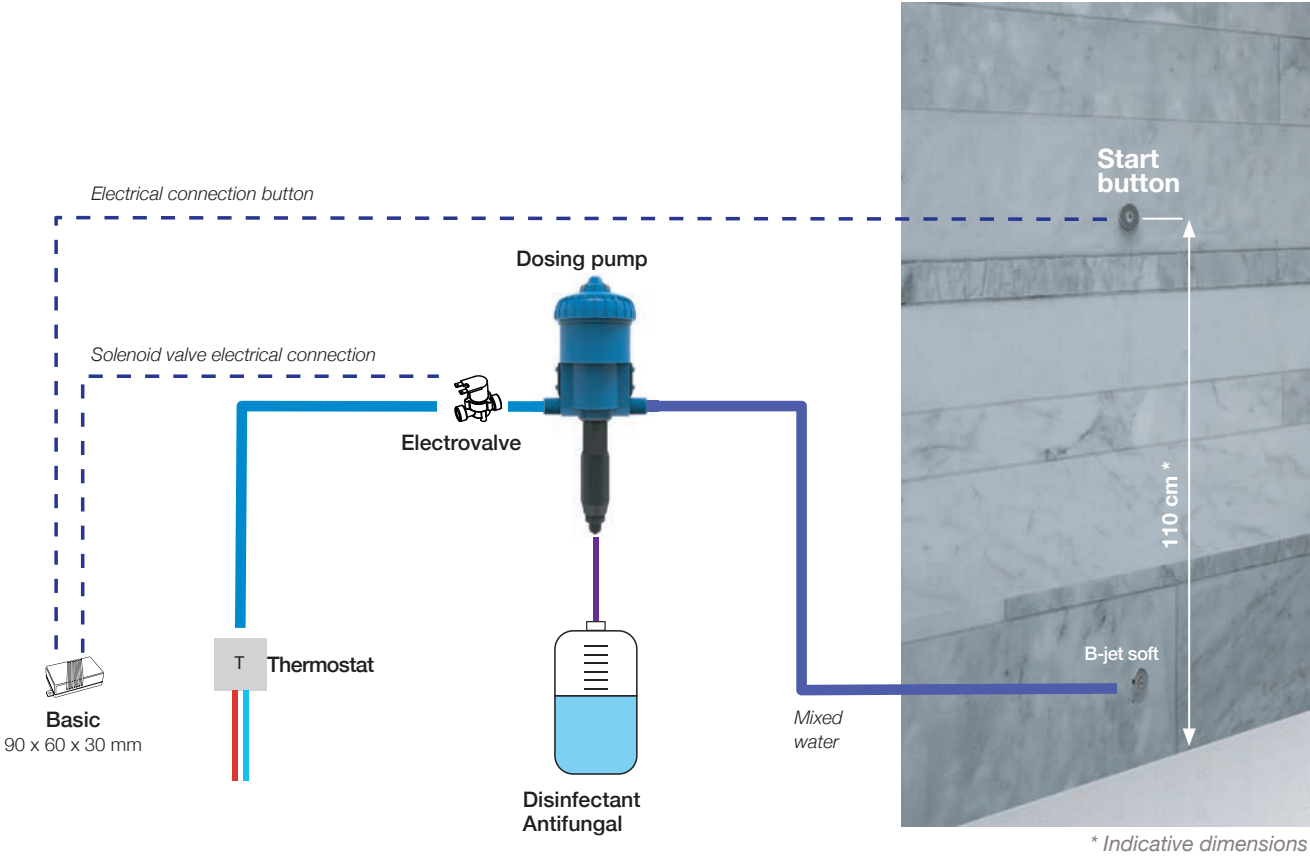
Complete disinfection, killing microbes that are harmful to the **general safety.**

A place devoted to the offer of beneficial individual therapies couldn't exist without a **hygiene and safety** system. Aquademy has thought about this too. Starting from the feet, the antibacterial solution dissolved in the water makes a mandatory passage from the changing room area to the wellness area and it **prevents** possible **mycotic infections**. Moreover, the sanitizing product, evenly nebulized and diffused in every single environment inside the building, guarantees extended and complete **disinfection**, killing microbes that are harmful to the general safety.



# INSTALLATION

*Sanitizing*



## ANTIMYCOTIC KIT

- nebulized body jet
- system activation by backlit button;
- thermostat for water temperature regulation;
- electrovalve;
- controller for temporized activation;
- automatic proportional hydrodynamic dosing pump;
- 10L tank of antimycotic sanitizing disinfectant.

Provide a technical area where to place thermostats, electrovalves, and controllers.





AQUADEMY

# WELLNESS IN SAFETY



SPA 42 RAIN

*Aquadeemy's proposals in the hygiene and safety field continue with the microwave-based presence detection systems, installable on every path and shower from the catalog. Jets, lights, and scents can be activated by simple presence detection, avoiding contacts with buttons. A high-tech system that works even in less bright or quite humid environments. This way, the wellness **experience** becomes **safe** in every sense, allowing a complete immersion in the therapeutic paths.*




SPA 12




The microwave-based **presence systems** can be installed on every path and shower.



# PRESENCE SENSOR



The motion sensor has been designed for temporized activation of shower paths and shower systems in an open door or classic locations to allow hands-free use of SPA environments. It can be combined with all types of management systems to improve the chosen shower system's efficiency, guaranteeing greater safety in use without direct contact or false activations.





AQUADEMY

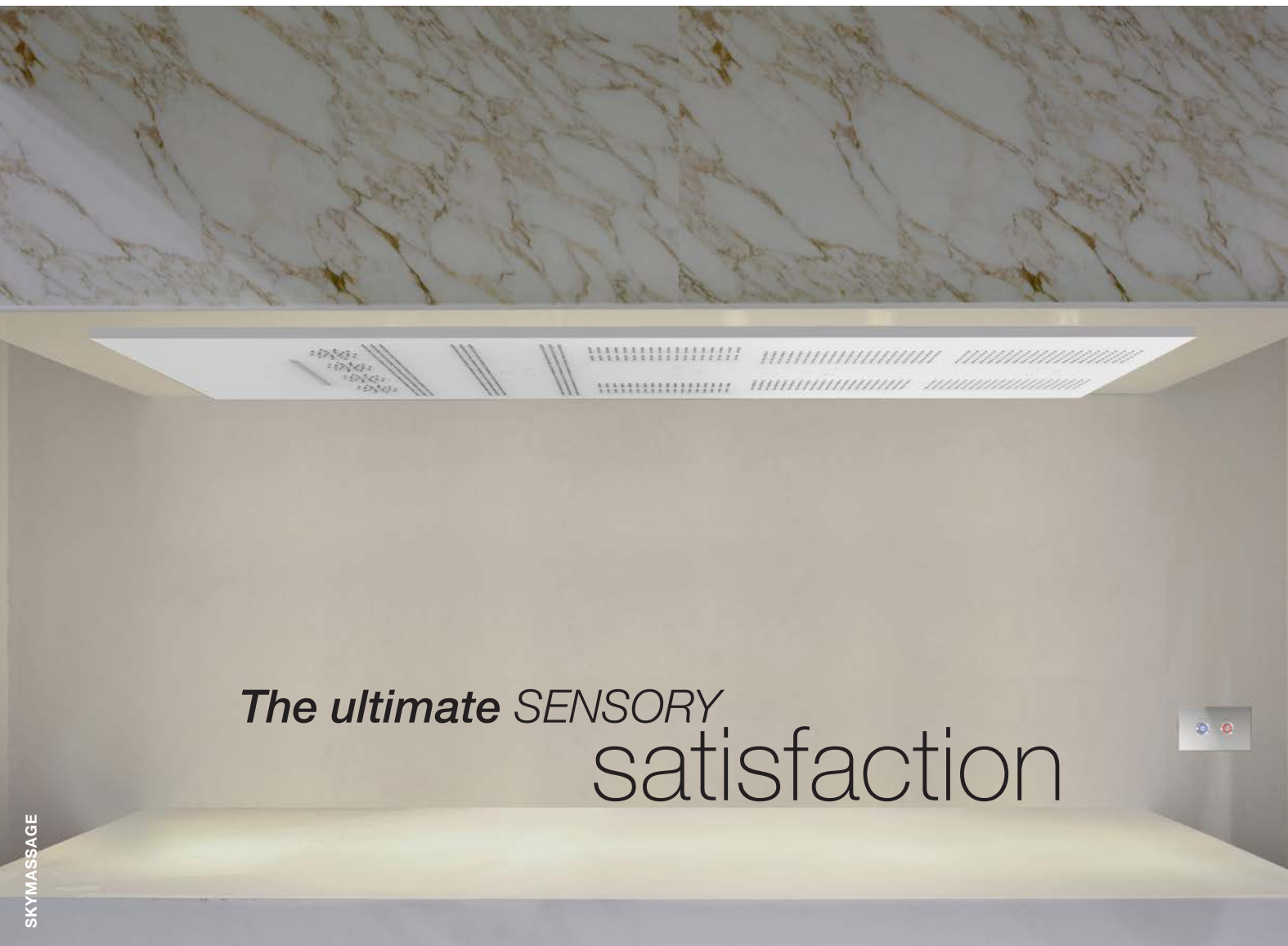
AMBIENTAZIONE MODELLO SKYMASSAGE SLIM

# VICHY SHOWERS



AQUADEMY

# VICHY SHOWERS



*The ultimate* SENSORY  
satisfaction

## THE ORIGINS


The Vichy Shower, as stated in the name itself, becomes common in the whole world from the French town Vichy. Ever since the origins, this treatment consists of a relaxing shower to be taken while lying down on a draining mattress. A hug of **intense and prolonged relaxation** that, also thanks to the prone position, reaches every part of the body with numerous rain jets.

Today, these fundamental features have inspired Aquademy's research towards an improved product, worthy of the highest current quality standards. The here proposed Vichy Showers are the demonstration of how the science behind the human-machine relationship can be perfectly applied to the science of wellness, thanks to an **innovative and ergonomic arrangement of the jets**. Moreover, the new types of jets for different localized massages and the **alternated cold-warm temperatures** complete the picture of this incredible journey of relaxation, extended to the whole organism.



## PSYCHOPHISICAL BENEFITS

The keyword of this treatment is rebirth. Everything, from the water pressure to the temperature, and the orientation of the jets, is designed aiming at a profound **anti-aging effect**. The water here plays the main role. Its massage stimulates the lymph **circulation**, raises the **oxygenation** of the cells, and **drains the tissues**, bringing to the elimination of the toxins and, as a consequence, to a general relief in the legs area with cellulite decrease. The tissues, regenerated and oxygenated, convey purifying effects even to the rest of the body, contrasting aging and donating renewed vigor to the whole organism.









SKYMASSAGE



# SKYMASSAGE



**A** revolution in the wellness field, the Skymassage works thanks to a state-of-the-art technology able to **replicate** and substitute **the expert movements of a massage therapist**. A product that starts from the basic concept of the Vichy Shower, elevating it and developing towards a completely new dimension of massage experience.



The Skymassage, in its essence, embodies a new concept of wellbeing, a **truly unique and unforgettable experience**.

**O**ver **1200 water spots** replicate the manual movements, offering two different types of massage according to the user's needs. On one hand, the **relaxing massage** constitutes a warm cuddle of soft water jets, replicating a specific sequence; on the other hand, the **sports massage** consists of a more adventurous experience, an intense contact with water, enriched with little thermal shocks given by the alternate warm-cold temperatures. The Skymassage, in its essence, embodies a new concept of wellbeing, a truly unique and unforgettable experience.






AQUADEMY

*Skymassage*

SKYMASSAGE is suitable for all SPA concepts, from home to yacht, from the hotel to the gym, because it is available as both self-service or in combination with exceptionally qualified masseurs, thus providing the highest quality of wellbeing services, anytime and anywhere.



*HOTEL & RESORT : At your Clients' full disposal to provide an effective de-stress massage 24/7*

*SPA, THERMALASSO, AND THALASSO : in your SPA or Thermal Center provide your customers with a new multi-sensory technology where water, synonymous with wellness and health, allows you to create unique protocols of relaxing or therapeutic massages.*

*WELLNESS & FITNESS CENTERS : inside your gym, SKYMASSAGE offers a professional massage to be proposed after training sessions. A professional massage-free and low-cost mode 7 days a week.*



*AESTHETIC AND MEDICAL CENTERS: satisfy the desire for multi-sensory water treatment by providing a technology with which meets the needs in health and wellness of your customers.*

*PRIVATE SPA: guarantees that every time you return home you will find an experienced "masseur" at your total disposal for your relaxation.*

*YACHT AND SHIPS : SKYMASSAGE lends itself to a magnificent Thalasso SPA Experience onboard, without problems of bulk and weight, available at any time, even on the high seas.*









VICHY SHOWERS

AQUADEMY

# MODULE


*Skymassage*



Massage module for the  
SHOULDERS AND BACK

Massage module for the  
LUMBOSACRAL REGIONS

Massage module for  
LEGS



n. 1

Waterfall jet



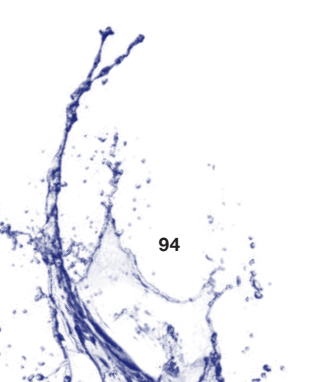
n. 1203

Rain jets



n. 12

Nebuliser jets







VICHY SHOWERS

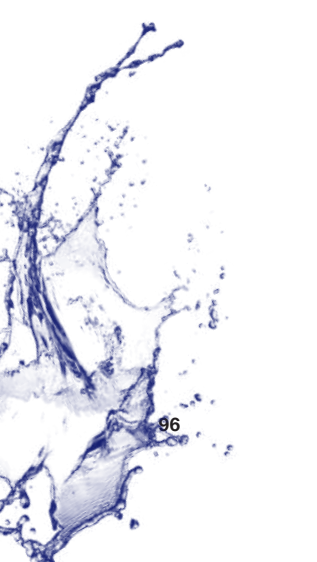
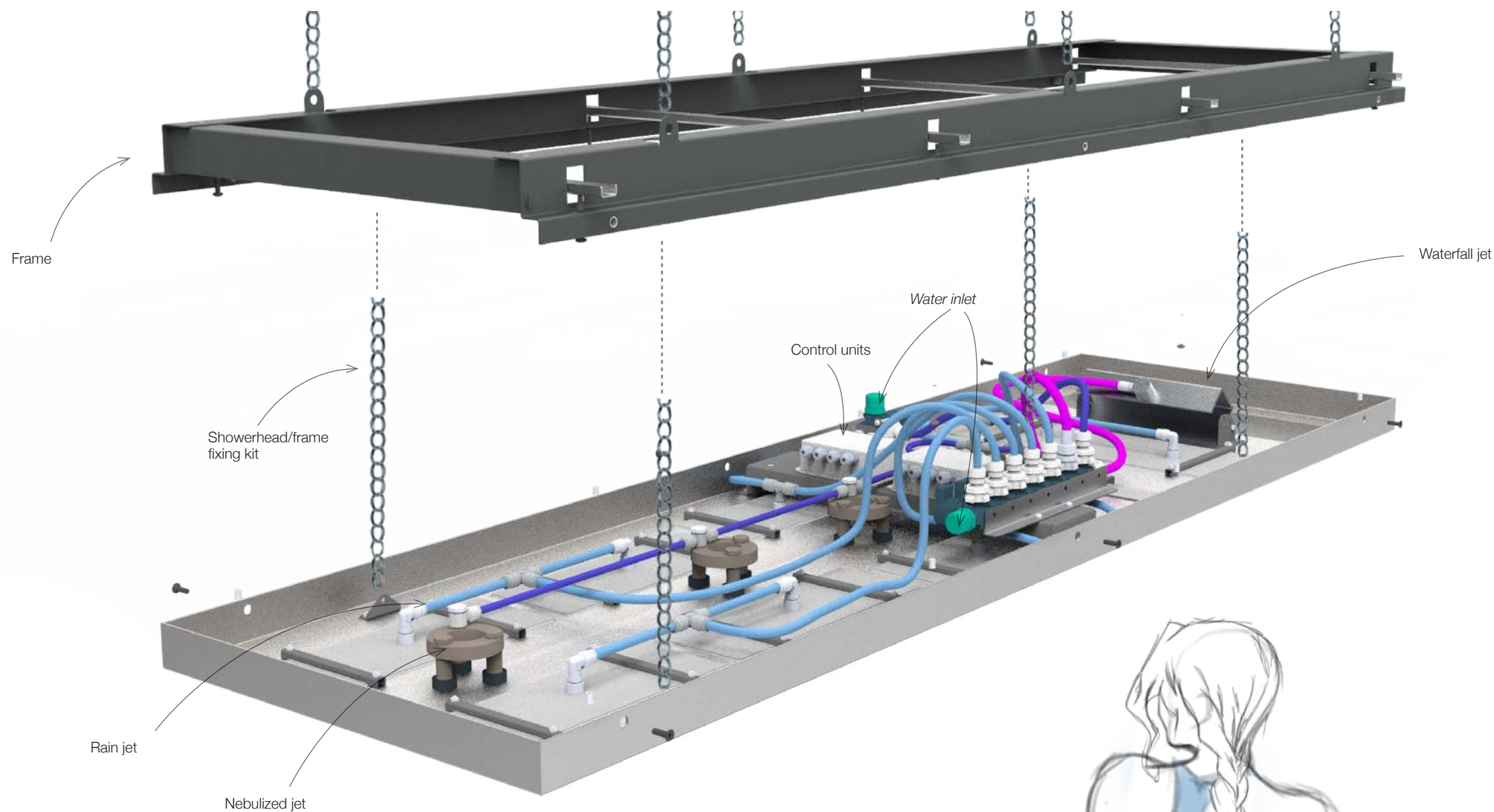


VICHY SHOWERS

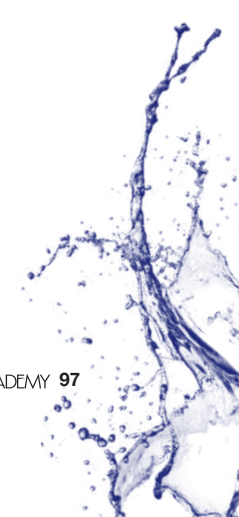

AQUADEMY

# COMPOSITION

*Skymassage*



96




AQUADEMY 97



AQUADEMY

# HORIZONTAL WATER SYSTEM



The Horizontal Water System was created to meet the most diverse demands and to design a **completely tailored** Vichy Shower experience. The **shower**

**systems** with **rain** or **nebulized** jets, equipped with a centered LED light, are offered singularly to allow a choice that is specific and focused on the single needs.

AQUADEMY

# VERTICAL WATER SYSTEM



The Vertical Water System proposes single mono-jet systems equipped with chromotherapy. This way, the installation choice is completely **free** and **personalized**, aimed at the creation of a unique, innovative, and tailored shower system.



# MANAGING SYSTEMS




AQUADEMY




# USER INTERFACES




Wellness  
TECHNOLOGY



Backlit push button to choose between  
WHITE - RED - BLUE - GREEN




Mixer with backlit pushbuttons  
to be chosen among  
WHITE - RED - BLUE - GREEN



Push-button panel with 2 to 4 backlit  
buttons to choose between  
WHITE - RED - BLUE - GREEN



Presence sensor



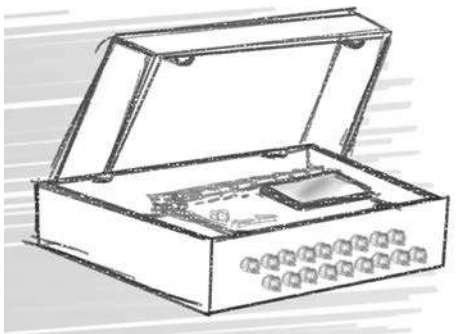


AQUADEMY

# CONTROLLER

## SPA STATION

For the creation of Emotional Showers, Emotional Paths, Kneipp Paths, and Water Systems scenarios.

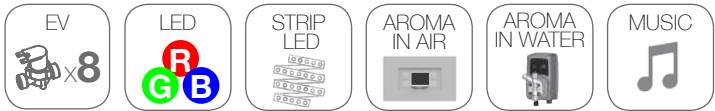


Configuration with electronic control unit for single multifunctional showerheads and paths with chromotherapy, for the creation of up to 4 customizable scenarios with temporized activation of lights, jets, and aromas in water and/or air.

**Applications:**

Emotional Showers, Emotional Paths, Kneipp Paths, and Water Systems.

**Management:**

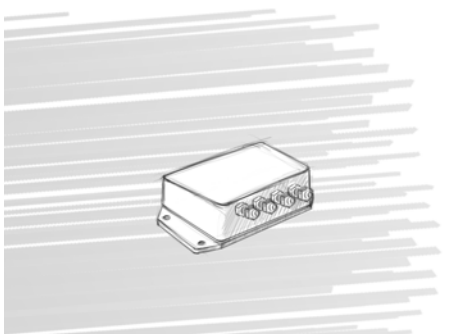


**Functionality:**



## MASTER&SLAVE CONTROLLER

For creating scenarios for Emotional Showers, Reaction Showers, and Sanitization.



Configuration with controller for multifunction and single-jet showerheads, for temporized management of water, light, and aroma.

**Applications:**

Emotional Showers, Reaction Showers, and Sanitization.

**Management:**

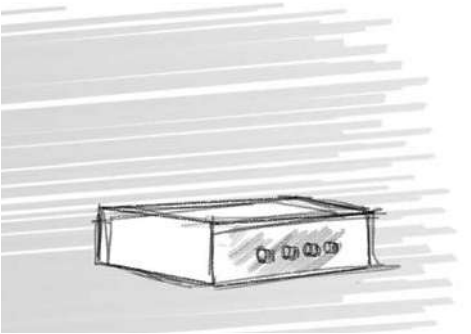


**Functionality:**



## AQUA STATION

For the creation of Sensory Showers scenarios and Sensory Path.



Configuration with device for multi-jet showerheads and paths for sequential activation of up to 6 temporized steps, with the possibility of combining wayback push-button for reverse path activation. Can be combined with air and water aromatherapy.

**Applicazioni:**

Sensory Showers and Sensory Path.

**Management:**

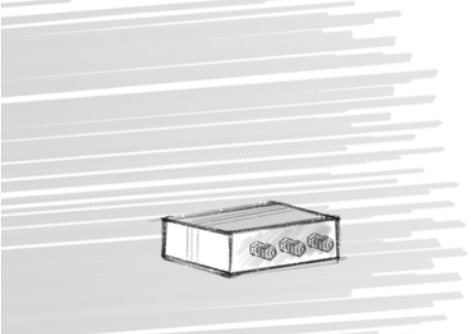


**Functionality:**



## BASIC

For the creation of Sensory Showers scenarios and Sanitization.



Configuration with device for multi-function and single-jet shower heads for opening and closing water and aroma, which can be temporized.

**Applications:**

Sensory Showers and Sanitization.

**Management:**



**Functionality:**





## REFERENCES

## YACHT

KAEFER OY  
Yacht - Finlandia

LURSSSEN  
Yacht - Germania

GRUPPO FERRETTI  
Yacht - Italia

GRUPPO FINCANTIERI  
Navi da Crociera - Italia / America

## NORTH AMERICA

BONAPARTE HOTEL  
Montreal - Canada

SPA CIEL NORDIQUE  
St. Eustache - Canada

EPIC HOTEL  
Montreal - Canada

## EUROPE

★★★★★ FOUR SEASON MOSKOW  
Mosca - Russia

★★★★★ RESORT COLLINA D'ORO  
Lugano - Svizzera

★★★★★ DIAMOND SUITES KEFLAVIK  
Reykjavik - Islanda

★★★★★  
MIRAGGIO THERMA SPA& RESORT  
Halkidiki - Grecia

## NORTH AFRICA

★★★★★ AL MESILLA SPA RESORT  
Doha - Qatar

★★★★★ RIXOS DUBAI  
Uae - Dubai

RADISSON BLU ALGIER  
Ben Aknoun Algiers - Algeria

VILLA FLORIUS  
Fleurier - Svizzera

HOSTELLERIE LES CHATEAUX  
Ottrott - Francia

LE SANGLIER DES ARDENNES  
Durbuy - Belgio

## ASIA

★★★★★  
ROSEWOOD HONG KONG  
Tsim Sha Shui, Kowloon - Hong Kong

## NORTH ITALY

★★★★★  
LE MASSIF COURMAYEUR  
Curmayeur - Valle d'Aosta

★★★★★  
THE ST. REGIS VENICE HOTEL  
Venezia - Veneto

★★★★★  
HOTEL MIRAMONTI  
Bagno di Romagna - Emilia-Romagna

HOTEL ANTONANO  
Montegrotto - Veneto

PARK HOTEL QUARCETO  
Verona - Veneto

FANES ALPINE SUPERIOR HOTEL  
Selva Val Gardena -Trentino

HOTEL RELAIS MONACO  
COUNTRY SPA  
Treviso - Friuli Venezia Giulia

PALAZZO VARIGNANA RESORT &  
SPA Varignana - Emilia Romagna

PALAZZO ARZAGA  
Calvagese della Riviera - Lombardia

CASTROCARO TERME  
Castrocaro Terme - Emilia Romagna

FEELING SPA GARDEN PARADISO  
Jesolo - Veneto

RE DELLE ALPI  
La Thuile - Valle d'Aosta

HOTEL AL PONTE MOCENIGO  
Venezia - Veneto

LAJADIRA HOTEL & SPA  
Cortina d'Ampezzo - Italia

CANTINE ASCHERI HOTEL&SPA  
Bra - Italia

HOTEL DONÀ PALACE  
Venezia - Veneto

RESIDENCE RAGGIO DI LUCE  
Brescia - Lombardia

TERME DI SIRMIONE  
Sirmione - Lombardia

COCCA HOTEL ROYAL THAI SPA  
Sarnico - Lombardia

HOTEL ROSA SALVA  
Venezia - Veneto

HOTEL VILLA BARBARICH  
Venezia - Veneto

HOTEL TERME ASTORIA  
Padova - Veneto

EUROCOMGRESSI HOTEL  
Verona - Veneto

HOTEL SAVOIA  
Padova - Veneto

HOTEL AMASSADOR  
Venezia - Veneto

HOTEL VILLA IMPERINA  
Venezia - Veneto

HOTEL LA ROSA PORPUREA  
Vicenza - Italia

HOTELGABRIELLA  
Modena - Emilia Romagna

HOTEL PIURO  
Sondrio - Lombardia

TERME DI BOGNANCO  
Bognanco - Piemonte

HOTEL SCIATORI  
Brescia - Lombardia

HOTEL MONVISO  
Cuneo - Piemonte

HOTEL TERME MILANO  
Padova - Veneto

HOTEL RASCARD  
Valtournenche - Valle d'Aosta

## CENTRAL ITALY

★★★★★  
GALLERIA PALACE HOTEL  
Argentario - Toscana

HOTEL BAROCCO  
Roma - Lazio

HOTEL DEI BORGIA  
Roma - Lazio

ALLA CORTE DELLE TERME  
Viterbo - Lazio

AGRITURISMO LE TERRE DI  
MALUK Ancona - Italia

RESORT FONTE ALLA LEPRE  
Pisa - Toscana

PALAZZO LEOPOLDO DIMORA  
STORICA & SPA VIGNAVECCHIA  
Siena - Toscana

MOOVE HOTEL  
Treviso - Friuli Venezia Giulia

HOTEL GIARDINO SUITE & SPA  
Numana - Marche

HOTEL IL FUNGO  
Grosseto - Toscana

HOTEL NUOVA SUIO  
Latina - Lazio

## SOUTH AND ISLANDS

★★★★★ MASSERIA MUZZA & SPA  
Otranto - Puglia

DONNA DOMENICA BOUTIQUE  
HOTEL  
Polignano a Mare - Puglia

SANT'ANGELO LUXURY RESORT  
Matera - Basilicata

APPRODO RESORT THALASSO  
SPA  
Castellabbate - Campania

TOWERS HOTEL STABIAE  
SORRENTO COAST  
Castellammare di Stabia

MASSERIA & SPA LUPIA GIOVANNI  
SRL  
Lecce - Italia

CALA PONTE RESORT  
Bari - Puglia

PORTO GIARDINO RESORT  
Bari - Puglia

BAIAMALVA RESORT  
Lecce - Puglia

CASA DEL PRINCIPE AGRIRELAIS  
& SPA  
Palermo - Sicilia

LA COLLINA HOTEL & SPA  
Oliveto Citra - Campania





SPATIUM  
Ragusa Ibla - Sicilia








# Finishes and treatments

Bright



Satin



Gold

Light Gold

Copper Bronze

Gun Metal

Black

White


Bright



Satin



Stainless steel AISI 316L

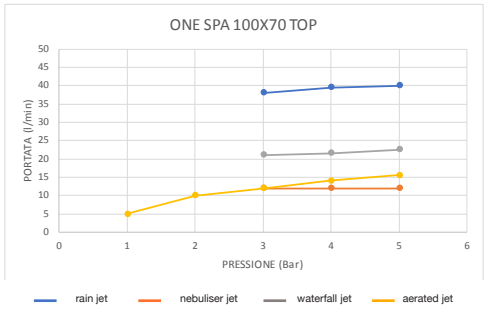
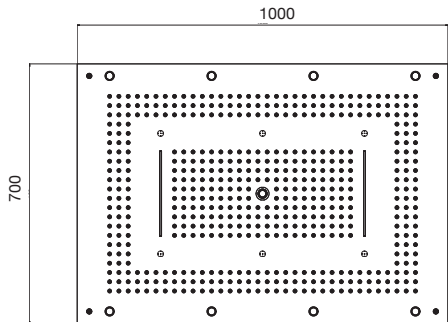



# Models

## Emotional shower

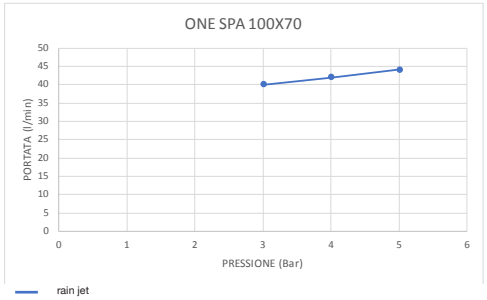
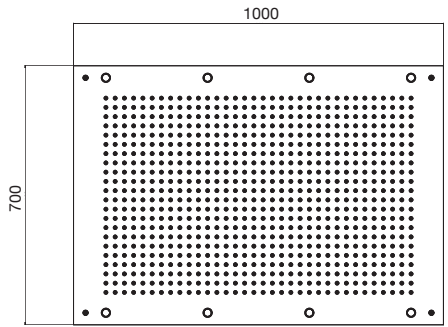

One Spa 100x70 Top

Dimensioni 100 x 70 cm



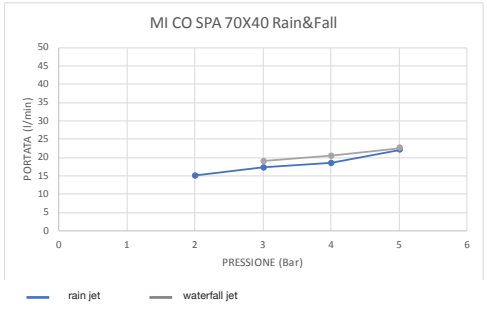
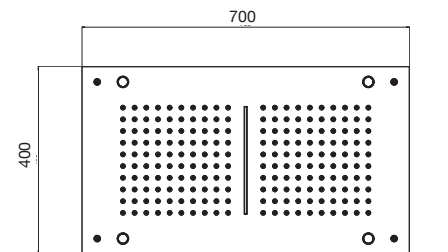

One Spa 100X70

Dimensioni 100 x 70 cm



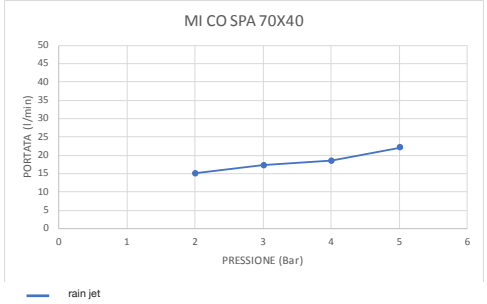
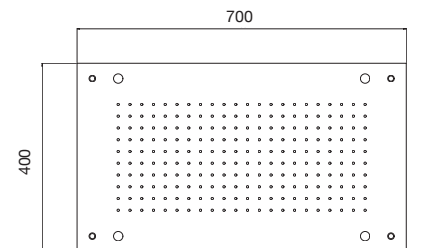
Milano Cortina Spa 70x40 Rain&Fall

Dimensioni 70 x 40 cm



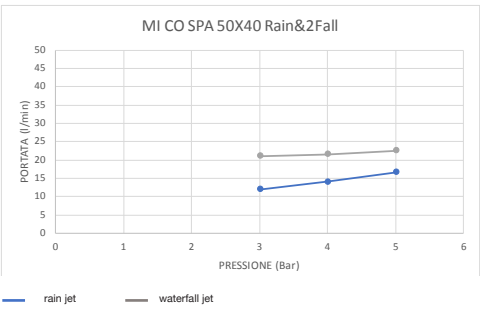
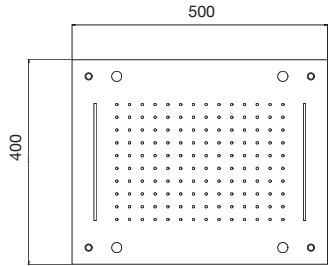

Milano Cortina SPA 70X40

Dimensioni 70 x 40 cm

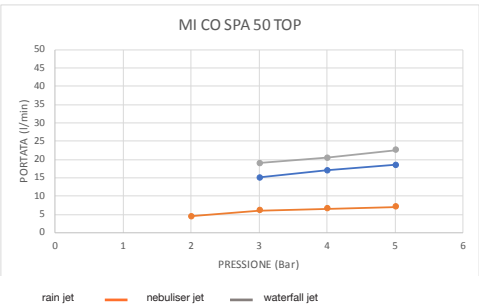
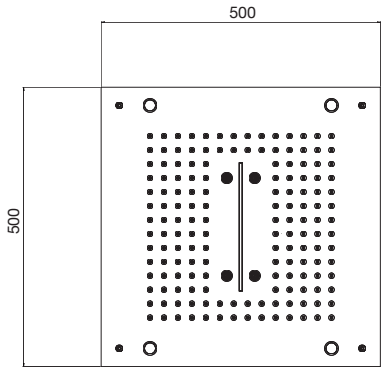





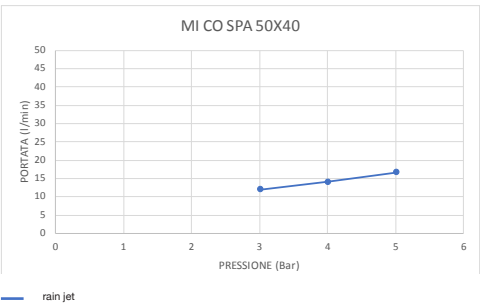
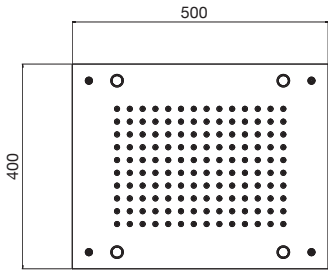

Milano Cortina Spa 50X40 Rain&2Fall  
Dimensioni 50 x 40 cm



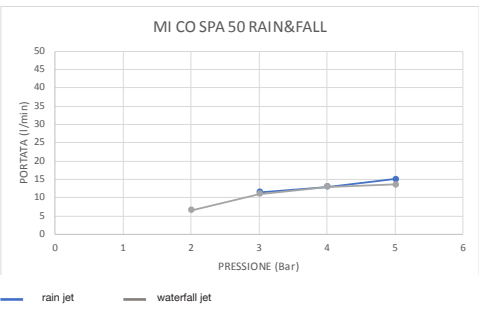
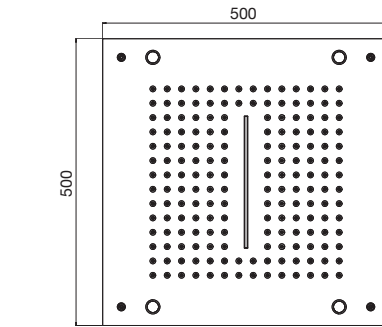
Milano Cortina Spa 50 Top  
Dim. 50 x 50 cm



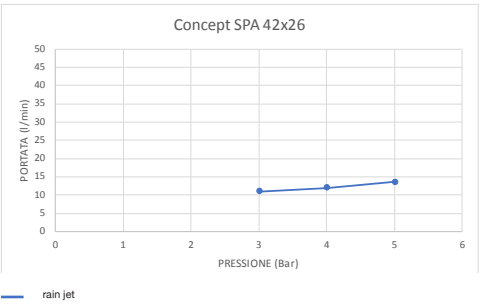
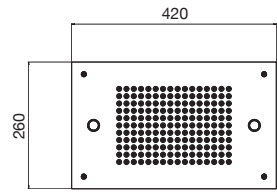
Milano Cortina Spa 50X40  
Dimensioni 50 x 40 cm



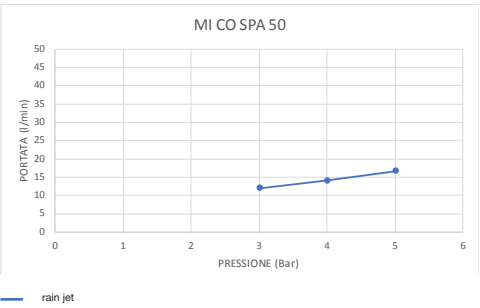
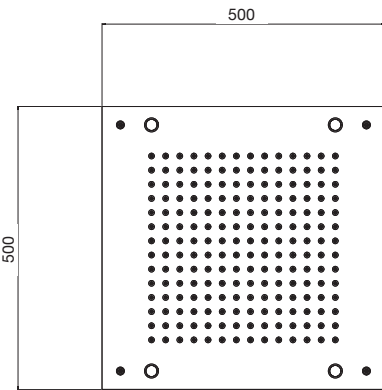

Milano Cortina Spa 50 Rain&Fall  
Dim. 50 x 50 cm



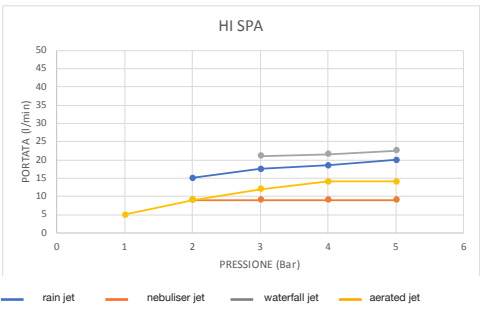
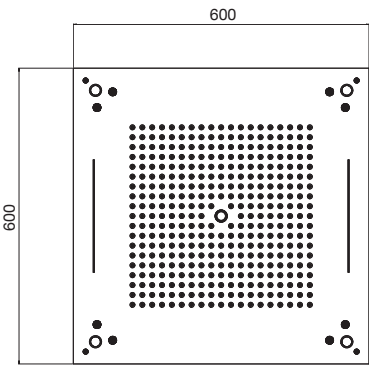

Concept Spa 42X26  
Dimensioni 42 x 26 cm



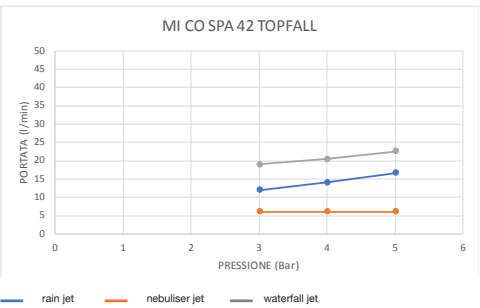
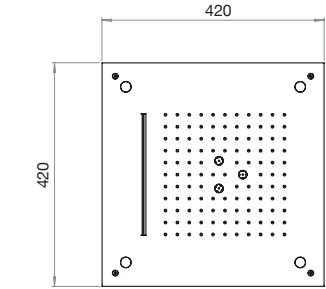

Milano Cortina Spa 50  
Dim. 50 x 50 cm



Hi Spa  
Dim. 60 x 60 cm

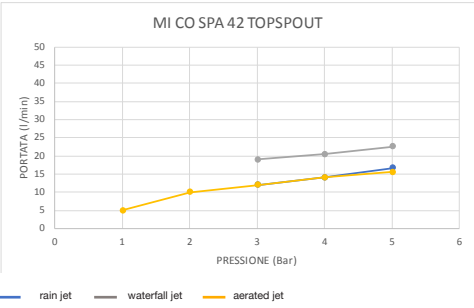
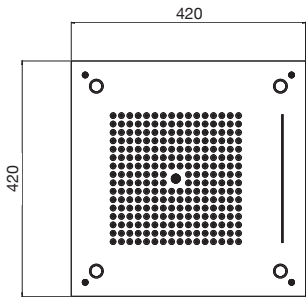



Spa 42 Topfall  
Dim. 42 x 42 cm

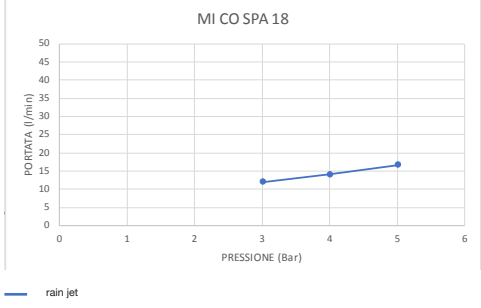
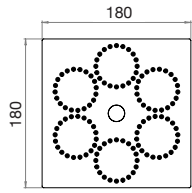





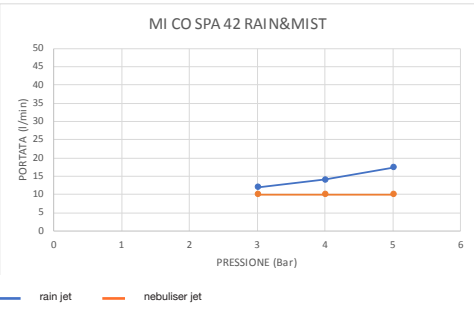
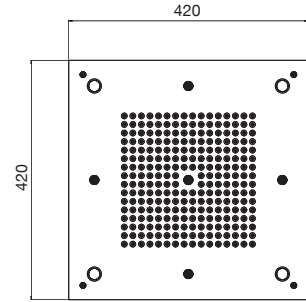

**Spa 42 Topspout**  
Dim. 42 x 42 cm



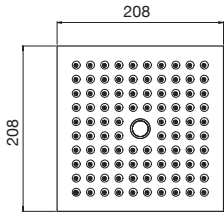

**Spa 18**  
Dim. 18 x 18 cm



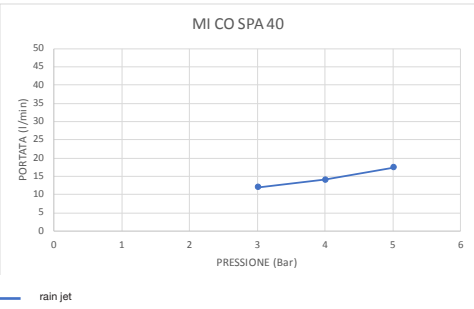
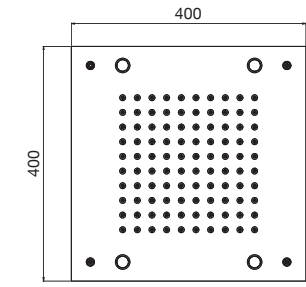

**Spa 42 Rain&mist**  
Dim. 42 x 42 cm



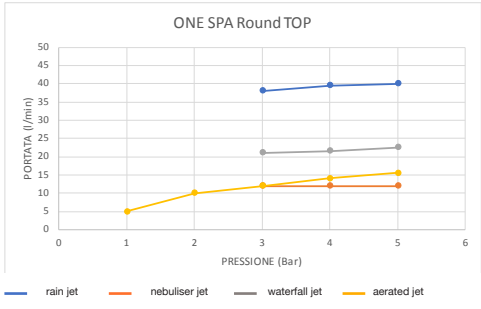
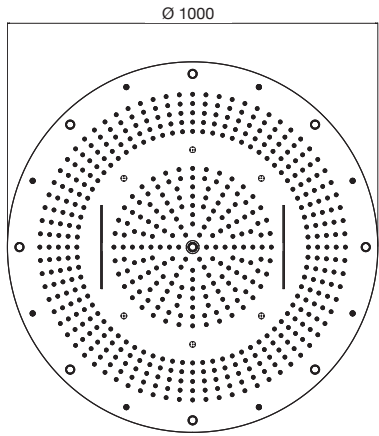
**3D Spa**  
Dim. 20 x 12 cm



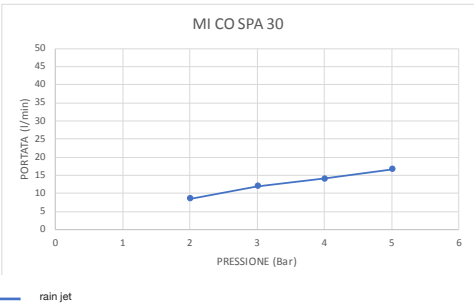
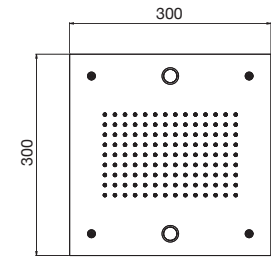

**Milano Cortina Spa 40**  
Dim. 40 x 40 cm



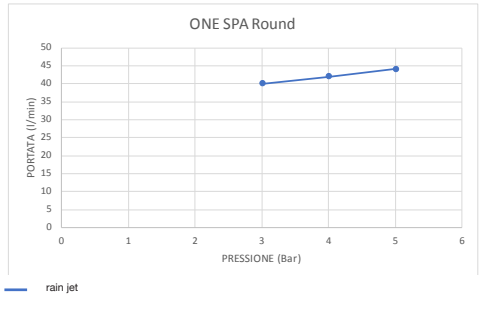
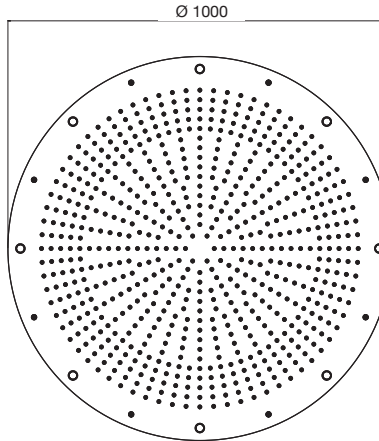
**One Spa Round Top**  
Dim. Ø 100 cm



**Milano Cortina Spa 30**  
Dim. 30 x 30 cm

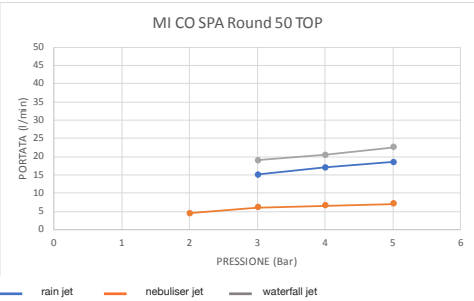
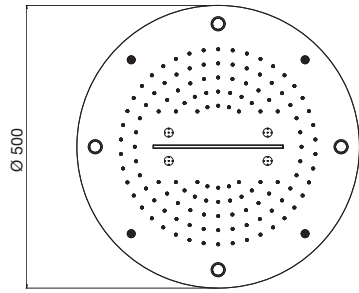


**One Spa Round**  
Dim. Ø 100 cm

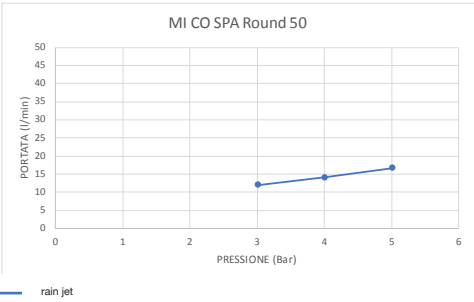
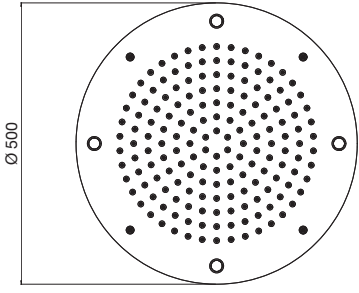




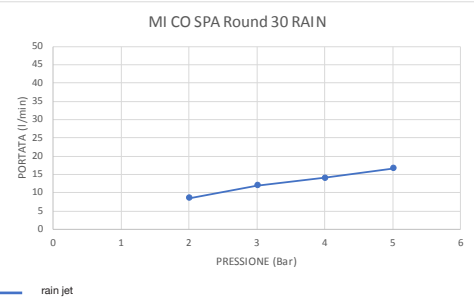
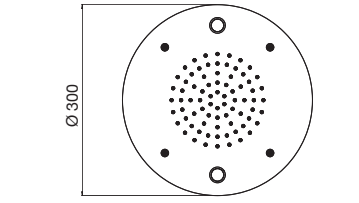
Milano Cortina Spa Round 50 Top  
Dim. Ø 50 cm



Milano Cortina Spa Round 50  
Dim. Ø 50 cm

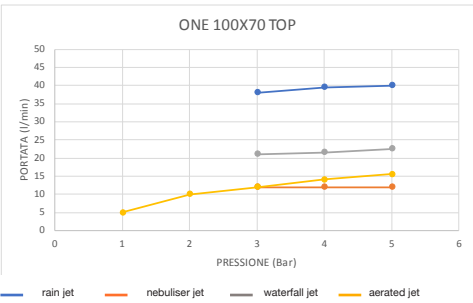
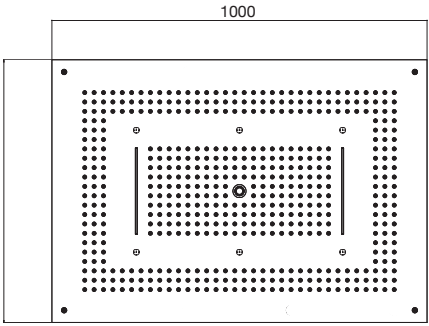



Milano Cortina Spa Round 30  
Dim. Ø 30 cm

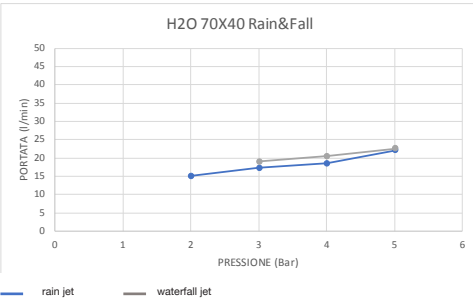
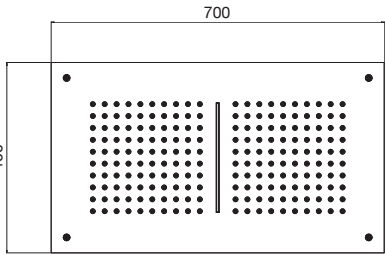



Sensory shower

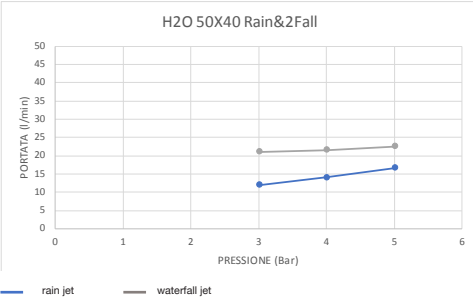
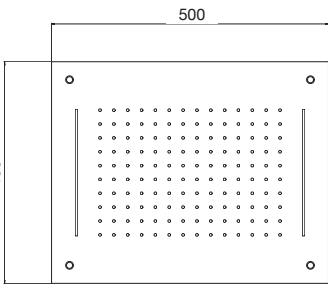

One 100x70 Top  
Dim. 100 x 70 cm



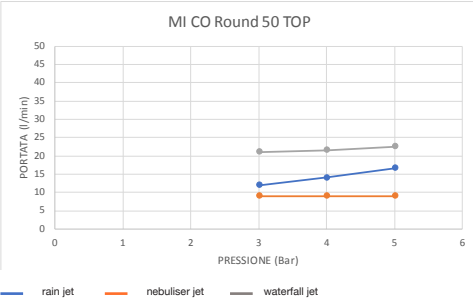
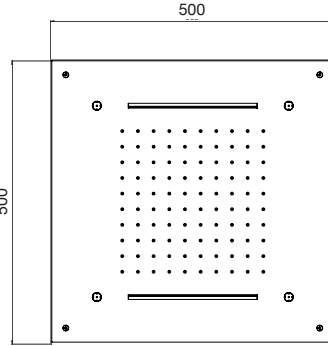

H2O 70x40 Rain&Fall  
Dim. 70 x 40 cm



H2O 50x40 Rain&2Fall  
Dim. 50 x 40 cm

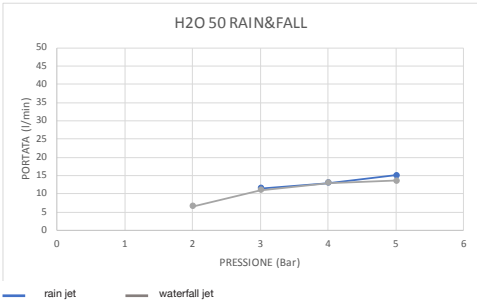
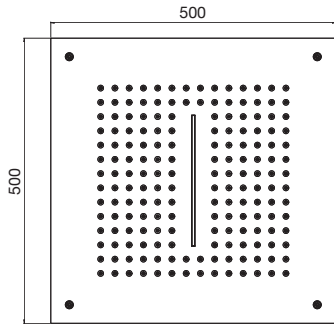



H2O 50 TopRain  
Dim. 50 x 50 cm

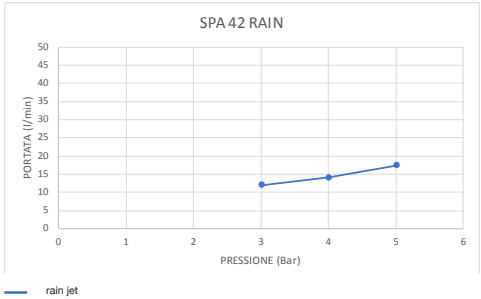
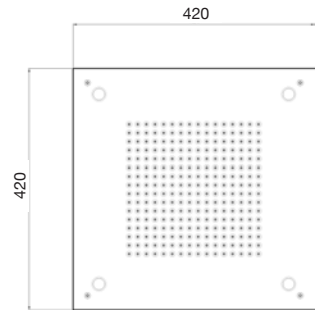





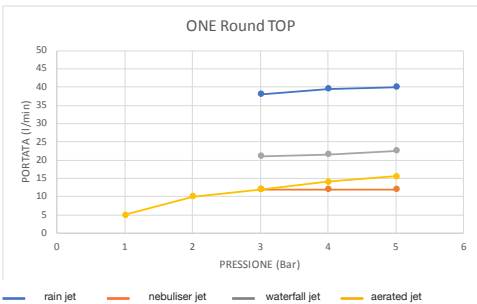
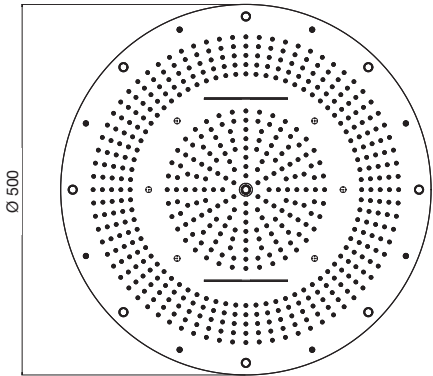
H2O 50 Rain&Fall  
Dim. 50 x 50 cm



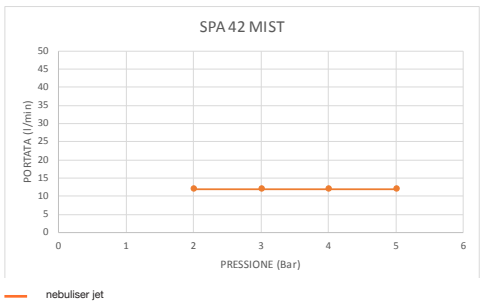
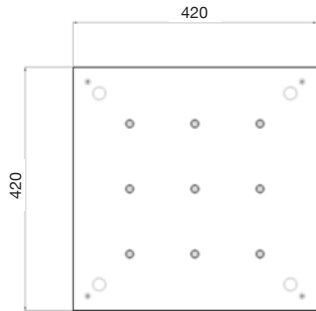

Spa 42 Rain  
Dim. 42 x 42 cm



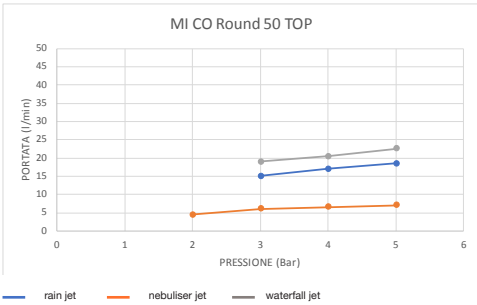
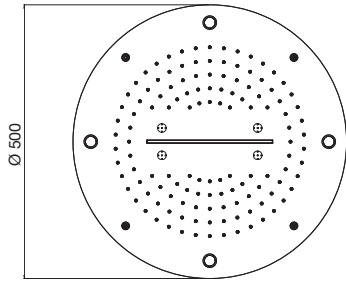
One Round Top  
Dim. Ø 100 cm



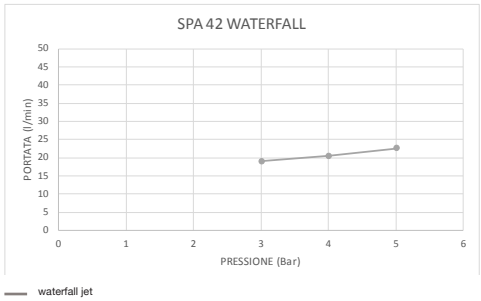
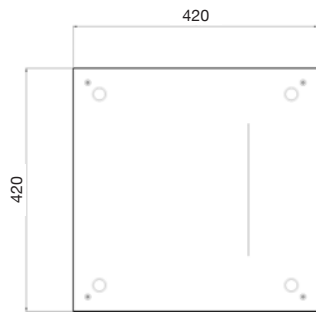

Spa 42 Mist  
Dim. 42 x 42 cm



Milano Cortina Round 50 Top  
Dim. Ø 50 cm



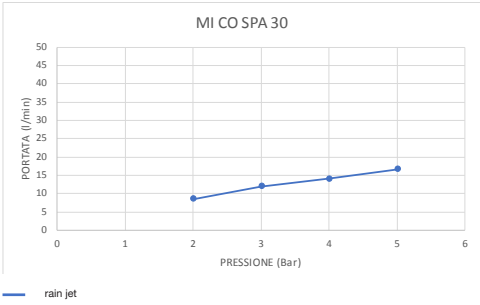
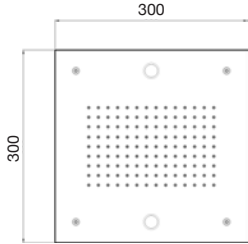

Spa 42 Waterfall  
Dim. 42 x 42 cm



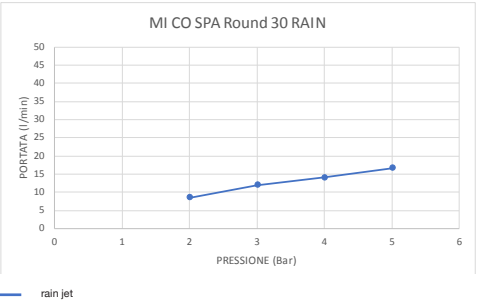
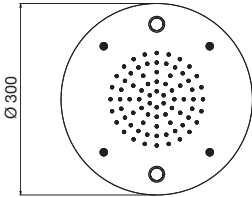
Emotional path



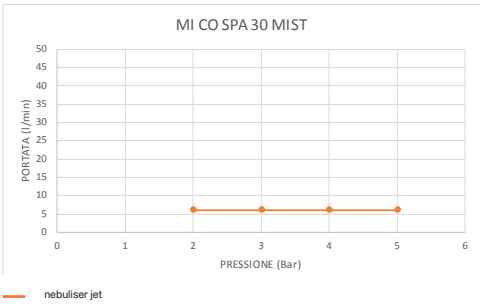
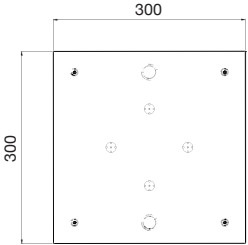

Milano Cortina Spa 30 Rain  
Dim. 30 x 30 cm



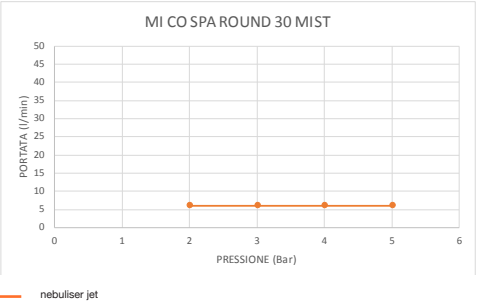
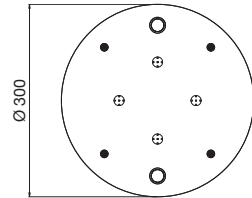
Milano Cortina Spa Round 30 Rain  
Dim. Ø 30 cm



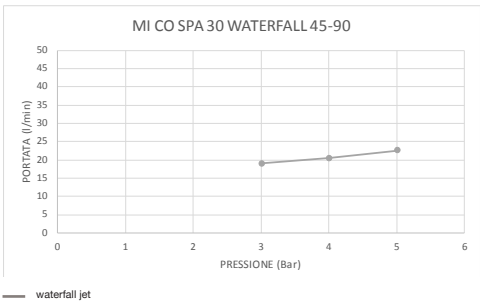
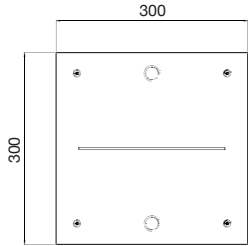

Milano Cortina Spa 30 Mist  
Dim. 30 x 30 cm



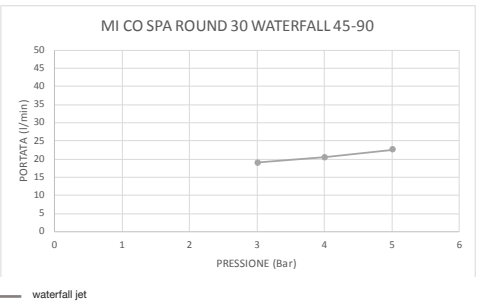
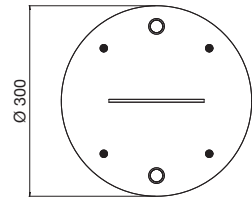
Milano Cortina Spa Round 30 Mist  
Dim. Ø 30 cm



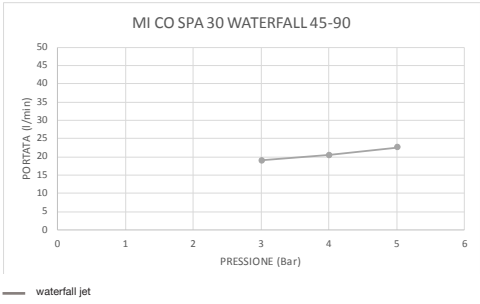
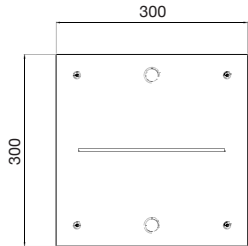

Milano Cortina Spa 30 Waterfall 45°  
Dim. 30 x 30 cm



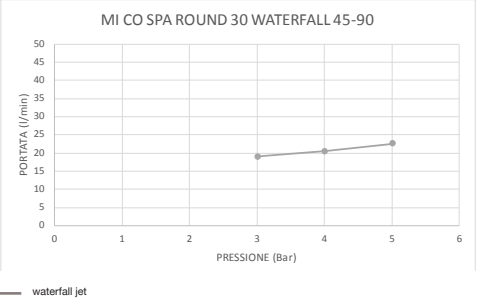
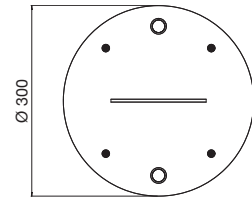
Milano Cortina Spa Round 30 Waterfall 45°  
Dim. Ø 30 cm



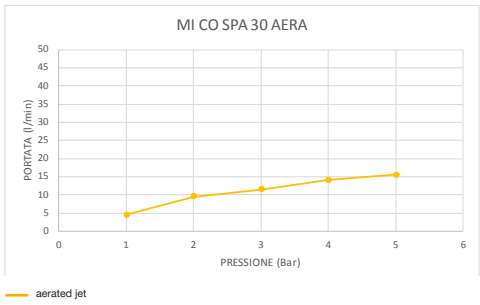
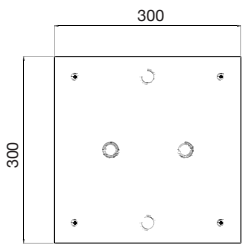

Milano Cortina Spa 30 Waterfall 90°  
Dim. 30 x 30 cm



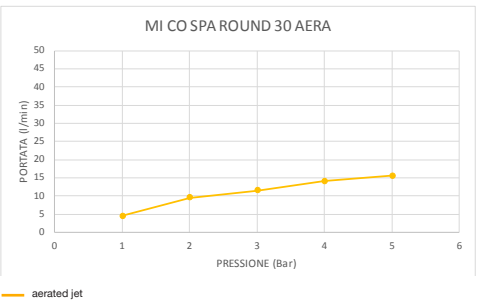
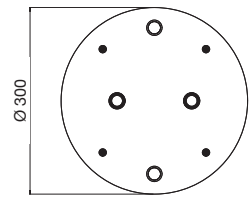
Milano Cortina Spa Round 30 Waterfall 90°  
Dim. Ø 30 cm



Milano Cortina Spa 30 Aera  
Dim. 30 x 30 cm



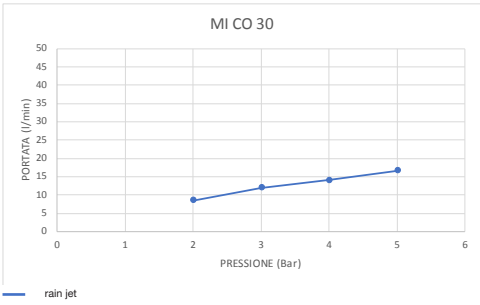
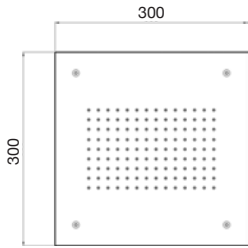

Milano Cortina Spa Round 30 Aero  
Dim. Ø 30 cm



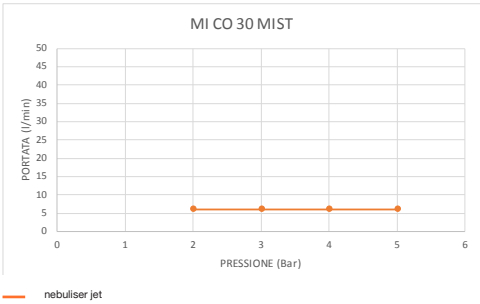
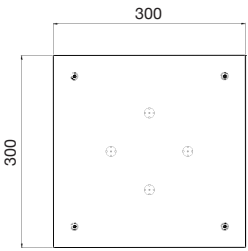



Sensory path

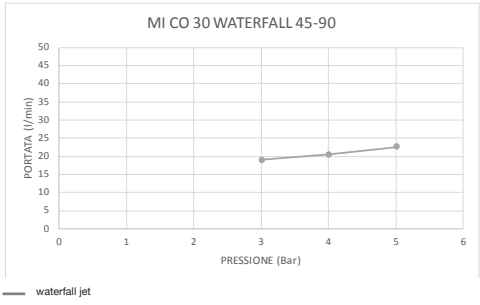
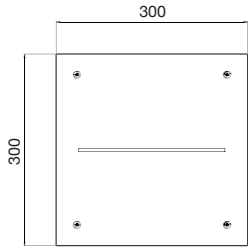

Milano Cortina 30 Rain  
Dim. 30 x 30 cm



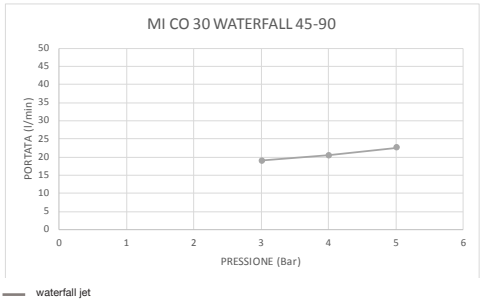
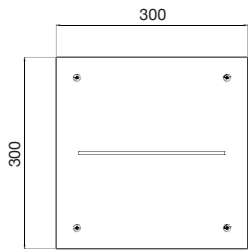

Milano Cortina 30 Mist  
Dim. 30 x 30 cm



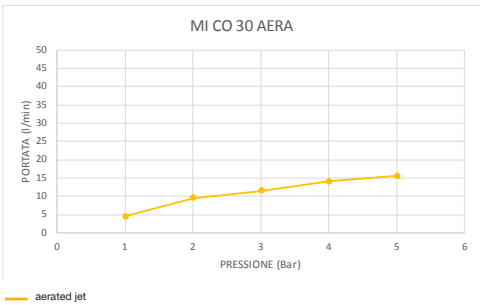
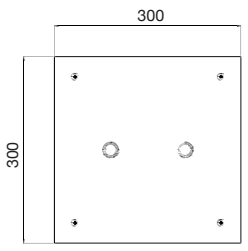

Milano Cortina 30 Waterfall 45°  
Dim. 30 x 30 cm



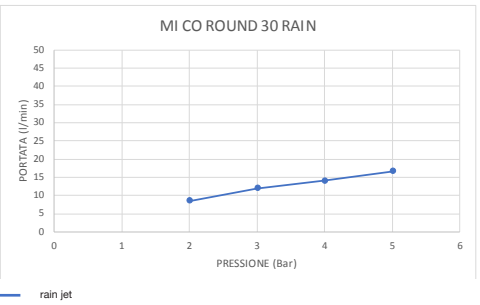
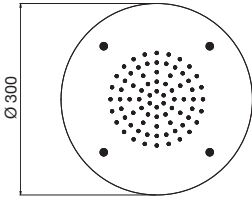
Milano Cortina 30 Waterfall 90°  
Dim. 30 x 30 cm



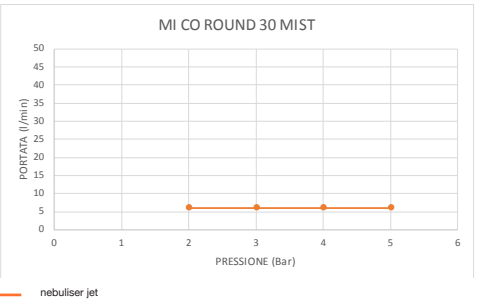
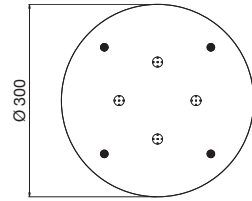
Milano Cortina 30 Aera  
Dim. 30 x 30 cm



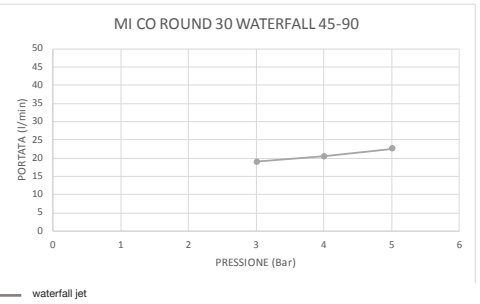
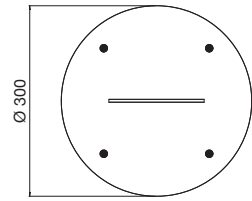
Milano Cortina Round 30 Rain  
Dim. Ø 30 cm



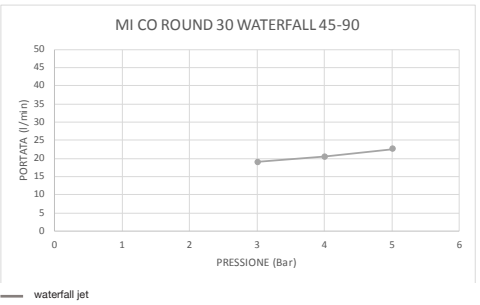
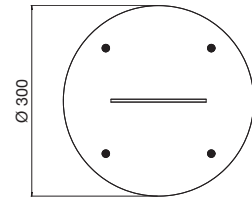
Milano Cortina Round 30 Mist  
Dim. Ø 30 cm



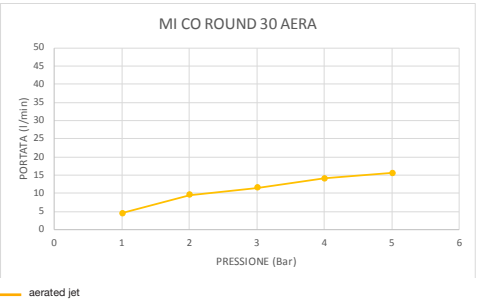
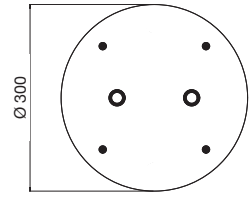
Milano Cortina Round 30 Waterfall 45°  
Dim. Ø 30 cm



Milano Cortina Round 30 Waterfall 90°  
Dim. Ø 30 cm



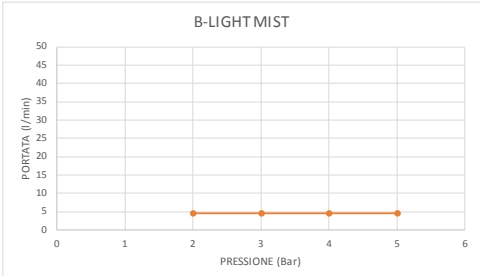
Milano Cortina Round 30 Aero  
Dim. Ø 30 cm



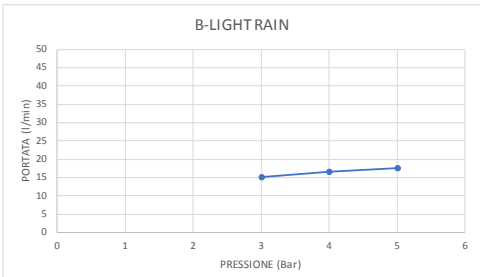


Kneipp path - Reaction showers

B-light Mist  
Dimensioni Ø 12 cm

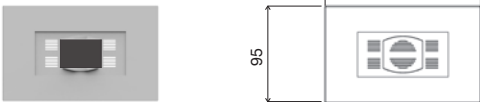


B-light Rain  
Dimensioni Ø 12 cm




Aromatherapy and sanitation

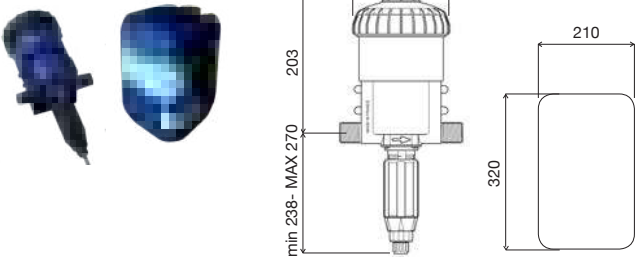
Aroma diffuser  
Dimensioni 15 x 9,5 cm



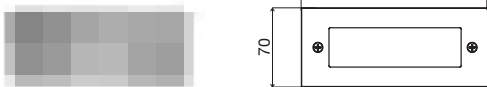
Aroma kit  
Dimensioni 21 x 10 cm




Antimycotic Kit



Presence sensor  
Dimensioni 17 x 7 cm



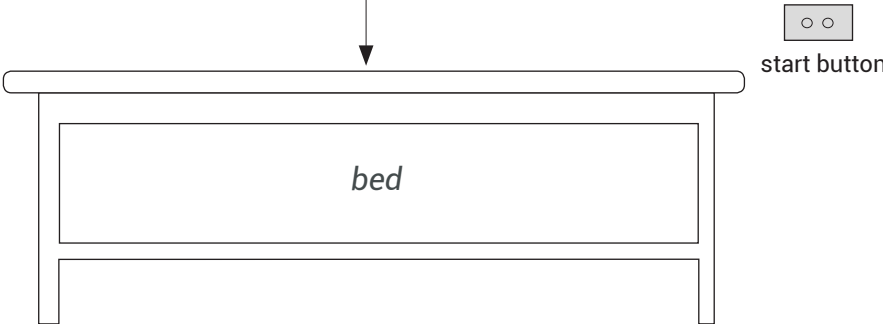
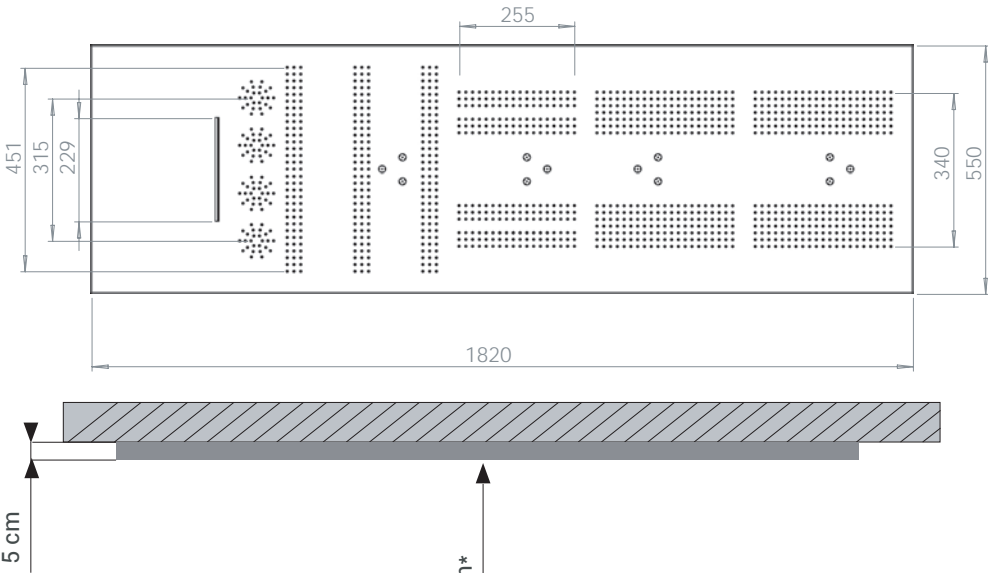

Essences



- |           |                       |
|-----------|-----------------------|
| Citrus    | Waterfall of wisteria |
| Tropical  | Rose petals           |
| Oriental  | Green Apple           |
| Brushwood | Mint                  |
| Lavander  | Eucalyptus            |
| Coconut   | Lemon                 |
| Hyacinth  | Balsamic              |

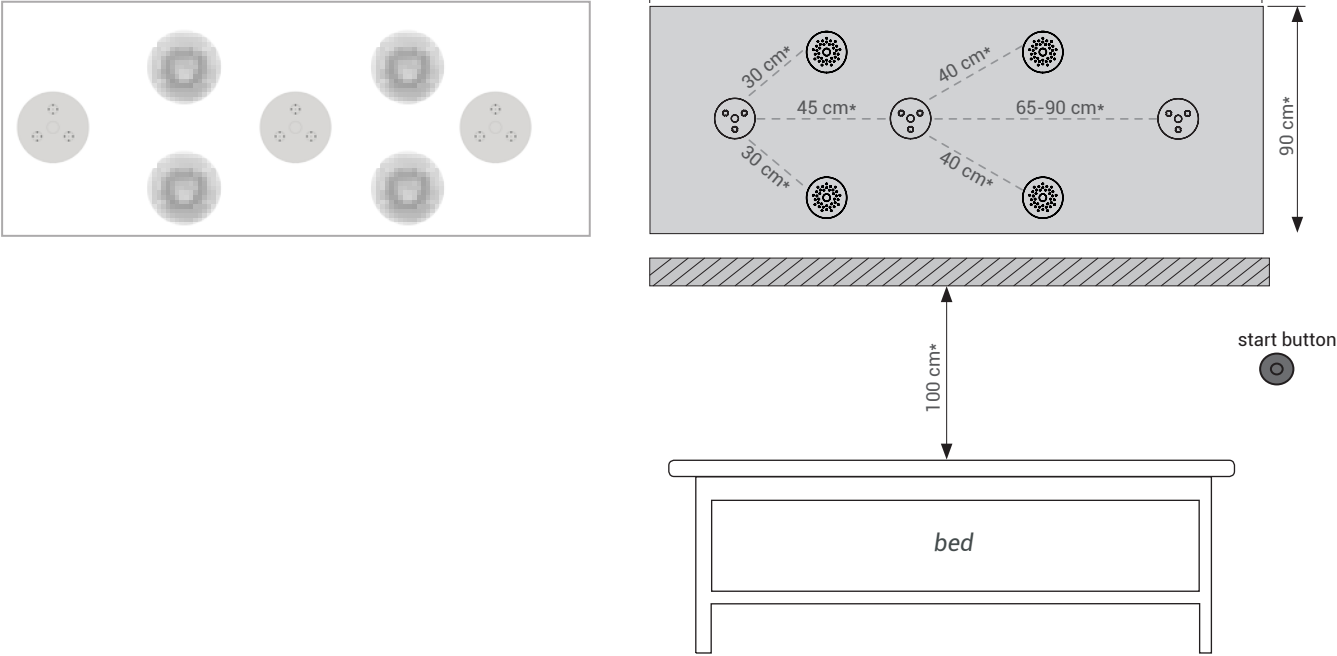
Vichy Showers

Skymassage  
Dimensioni 182x55

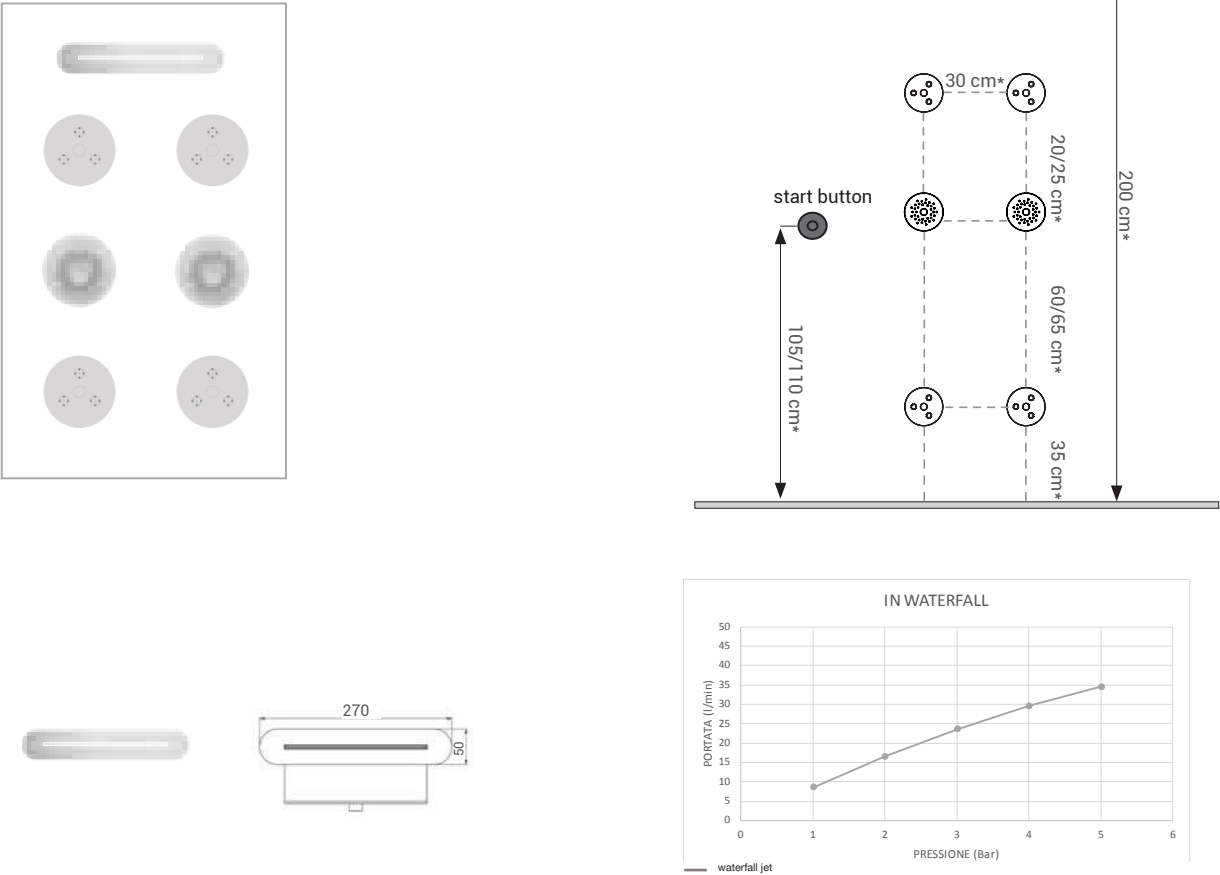




Horizontal water system



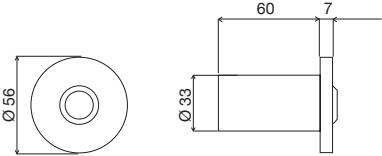
Vertical water system



The controllers

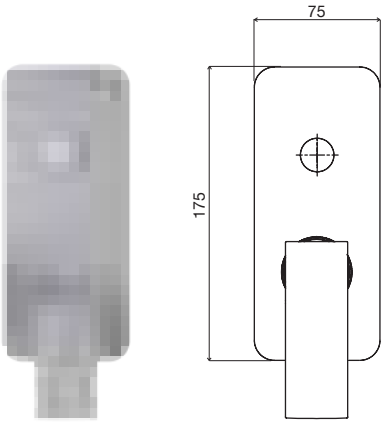
User interfaces

Single push-buttons

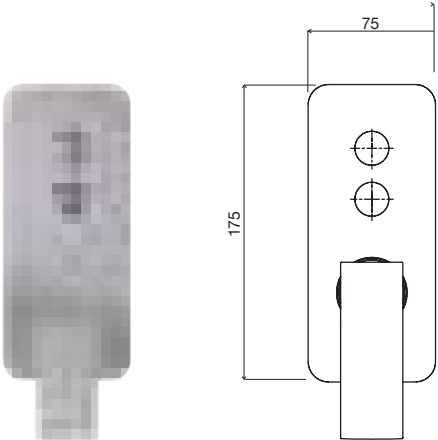


Mixer with push-buttons

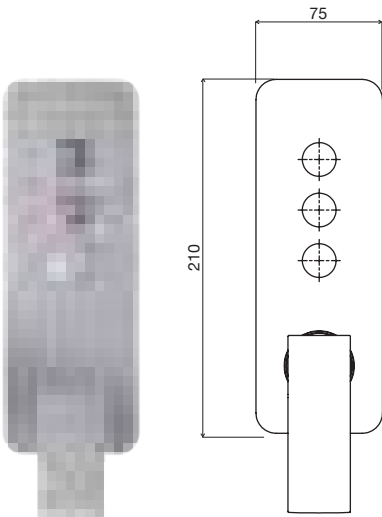
Quadro E-1



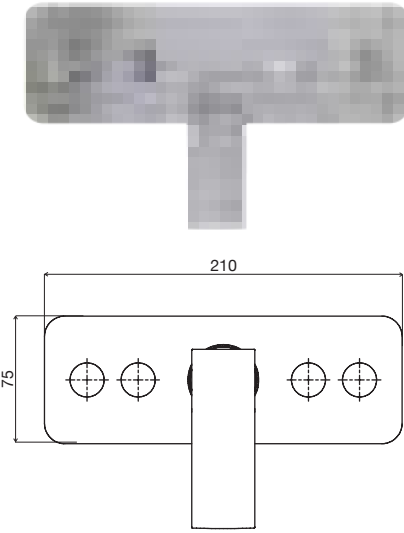
Quadro E-2



Quadro E-3

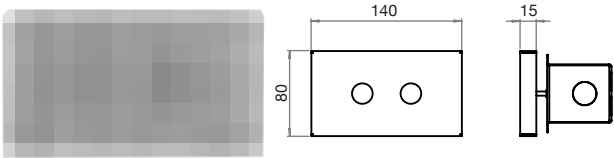


Quadro E-4

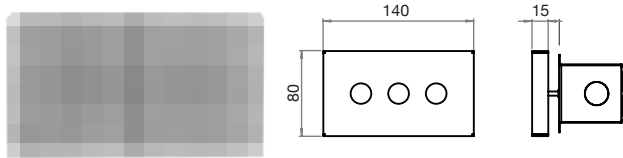




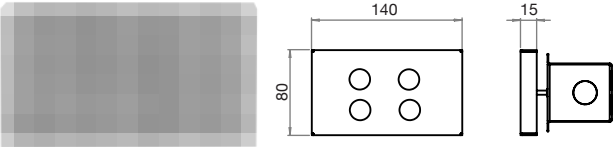
**Pulsantiera 2 pulsanti**  
Dimensioni 14 x 8 cm



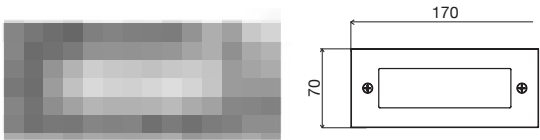
**Pulsantiera 3 pulsanti**  
Dimensioni 14 x 8 cm



**Pulsantiera 4 pulsanti**  
Dimensioni 14 x 8 cm

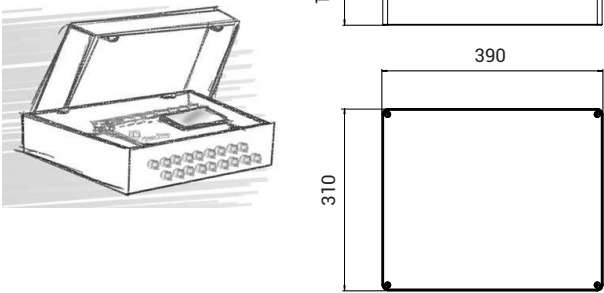


**Sensore di presenza**  
Dimensioni 17 x 7 cm

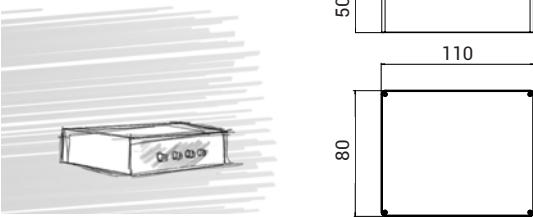


**Controller**

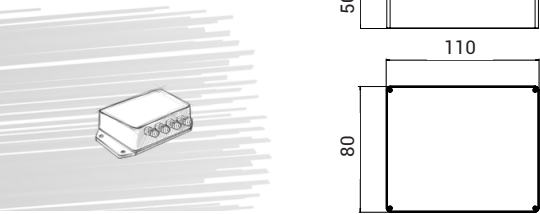
**Spa station**  
Dimensioni 39 x 31 x 13 cm



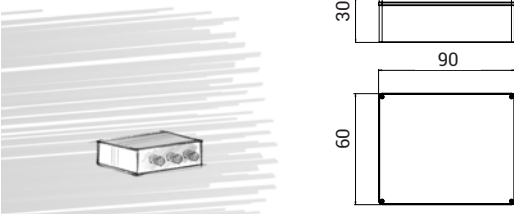
**Aqua station**  
Dimensioni 11 x 8 x 5 cm



**Controller master&slave**  
Dimensioni 11 x 8 x 5 cm



**Basic**  
Dimensioni 9 x 6 x 3 cm



# Legend



Rain jet



Waterfall jet



Nebuliser jet



Aerated jet



Time



Temperature



Chromotherapy



Aromatherapy



Number of electrovalves



LED type



LED Strip



Air Aromatherapy



Water aromatherapy



Music



Timed Mode



On/Off mode



Number of steps



Stand by white light






Customizable stand by light



# Summary table

## Shower systems

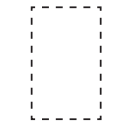


Emotional shower

Shape	Measure	Showerhead	Jets					Light		Controllers				
	cm.		Rain	Nebuliser	Waterfall	Double Waterfall	Aerated	Chromotherapy	White led	9/11 SPA Station	10 Controller Master & Slave	M10 Quadro Master & Slave	M13 Quadro E H2O	13 Basic
	100 X 70	One SPA 100x70 Top	●	●		●	●	●		●				
	100 X 70	One SPA 100x70	●					●			●			
	70 X 40	Milano Cortina SPA 70x40 Rain&Fall	●		●			●			●	●		
	70 X 40	Milano Cortina SPA 70x40	●					●			●	●		
	50 X 40	Milano Cortina SPA 50x40 Rain&2Fall	●			●		●			●	●		
	50 X 40	Milano Cortina SPA 50x40	●					●			●	●		
	42 X 26	Concept SPA 42x26	●					●			●	●		
	60 X 60	Hi SPA	●	●		●	●	●		●	●	●		
	50 X 50	Milano Cortina SPA 50 Top	●	●	●			●		●	●	●		
	50 X 50	Milano Cortina SPA 50 Rain&Fall	●		●			●			●	●		
	50 X 50	Milano Cortina SPA 50	●					●			●	●		
	42 X 42	SPA 42 Topfall	●	●	●			●		●	●	●		
	42 X 42	SPA 42 Topspout	●		●		●	●		●	●	●		
	42 X 42	SPA 42 Rain&Mist	●	●				●			●	●		
	40 X 40	Milano Cortina SPA 40	●					●			●	●		
	30 X 30	Milano Cortina SPA 30	●					●			●	●		
	18 X 18	SPA 18	●						●				●	●
	20 X 20	3D SPA 20-12	●						●				●	●
	Ø 100	One SPA Round Top	●	●		●	●	●		●				
	Ø 100	One SPA Round	●					●			●			
	Ø 50	Milano Cortina SPA Round 50 Top	●	●	●			●		●	●	●		
	Ø 50	Milano Cortina SPA Round 50	●					●			●	●		
	Ø 30	Milano Cortina SPA Round 30	●					●			●	●		



# Summary table

## Shower systems

Sensory shower

Shape	Measure	Showerhead	Jets					Controllers		
	cm.		Rain	Nebuliser	Nebuliser	Double Waterfall	Aerated	12 Aqua Station	M12 Quadro E-1 Aqua Station	13 Basic
	100 X 70	One 100x70 Top	●	●		●	●	●	●	
	70 X 40	H2O 70x40 Rain&Fall	●		●			●	●	●
	70 X 40	H2O 50x40 Rain&2Fall	●			●		●	●	●
	50 X 50	H2O 50 TopRain	●	●		●		●	●	●
	50 X 50	H2O 50 Rain&Fall	●		●			●	●	●
	Ø 100	One Round Top	●	●		●	●	●	●	
	Ø 50	Milano Cortina Round 50 Top	●	●	●			●	●	●

### Path

Shape	Measure	Showerhead	Jets					Light	Controllers			
	cm.		Rain	Nebuliser	Waterfall 45°	Waterfall 45°	Aerated	Chromotherapy	9/11 SPA Station	10 Controller Master & Slave	12 Aqua Station	M12 Quadro E-1 Aqua Station
	42 X 42	SPA 42										
	30 X 30	Milano Cortina SPA 30										
	Ø 30	Milano Cortina SPA Round 30										
	30 X 30	Milano Cortina 30										
	Ø 30	Milano Cortina Round 30										



*We make* **YOUR SPA**  
**EXPERIENCE** *Better*

**AQUADEMY Srl**  
Brescia (BS) - Italy  
Tel. +39 0365 1904273

[info@aquademy.eu](mailto:info@aquademy.eu)  
[www.aquademy.eu](http://www.aquademy.eu)





# AQUADEMY

*Water Academy*