

AromaSence

Aromatherapy Technologies

AQUADEMY

Aroma Sence is a device specifically designed to integrate aromatherapy into our shower systems, synchronized with the opening and closing of the water.

It is outfitted with silent fans that create a flow of essence from cartridges saturated with scents that naturally distributes into the surrounding environment, ensuring optimal purity, quality, and perception.















The diffusion of aromas into the air, combined with water jets, lights, and possibly music, creates a complete, enveloping, and regenerating sensory experience.

The device is also suitable for standalone use, independent of shower systems, in both relaxation and wellness areas, as well as in private or commercial spaces.



FINISHES

The cover plate is made of AISI 316 steel, laser-cut and hand-finished. It is available not only in the basic super mirror and satin steel finishes, but also in different finishes upon request, both painted and PVD.

	PVD					Painted	
Shiny							
Brushed							
	Steel AISI 316L	Gold	Light Gold	Copper Bronze	Gun Metal	Black	White



EMOTIONAL EXPERIENCE

Our emotional and sensory showers are outfitted with an electronic control unit that manages all functions, which allows to create personalized scenarios that alternate between different types of jets, music, lighting (chromotherapy), and aromatherapy modules, activated by pressing pre-selected buttons.

The combination of all of these elements - water massage, sounds, chromotherapy, and aromatherapy - not only provides a complete sensory experience, but also accentuates and enhances the physical and mental benefits.

Because of its strong evocative power, smell is the sense most closely associated with emotions. The different aromas have specific therapeutic, stimulating, or soothing effects. The essences we chose for our proposal are energetic, evoking purity and freshness in various forms: Arctic basil, mint, and litsea.





ARTIC BASIL

A fresh and stimulating fragrance that combines basil's herbaceous notes with citrus and the frosty blow of mint. It is ideal for modern and energetic surroundings, conveying a sense of cleanliness and vibrancy.

Olfactory family: green aromatic plants



MINT

A fresh and a rich fragrance with crystalline and balsamic overtones, awakens the senses while purifying the air. Ideal for generating refreshing and clean environments.

Olfactory family: aromatic balsamic



LITSEA

Litsea's zesty and vibrant fragrance conveys sheer energy, thanks to its delicious notes of lemon and verbena. Ideal for areas that require freshness and optimism.

Olfactory family: aromatic citrus

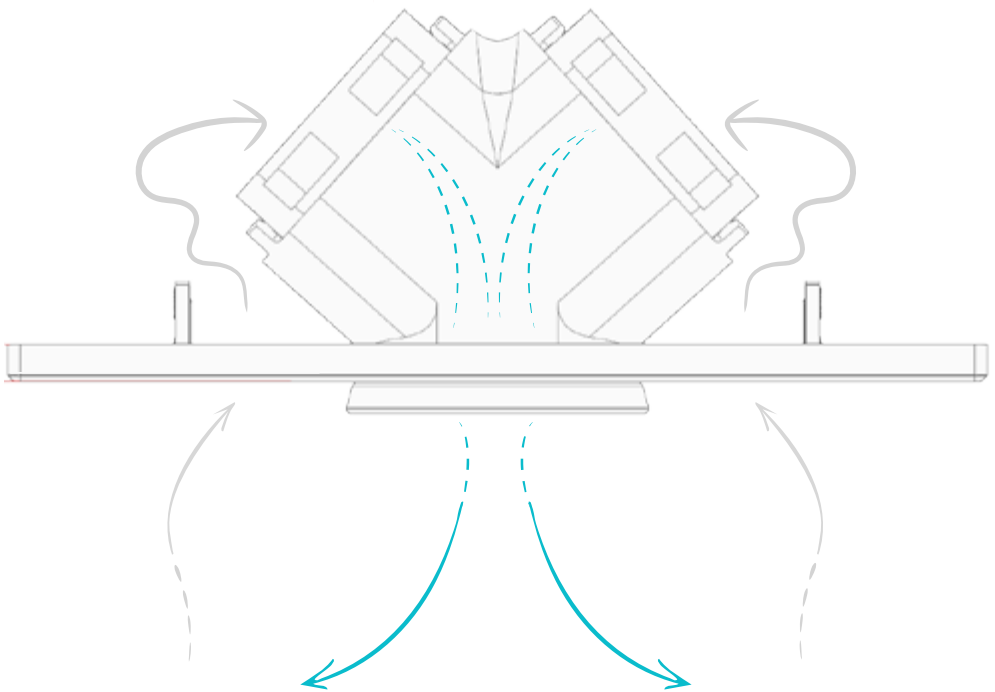

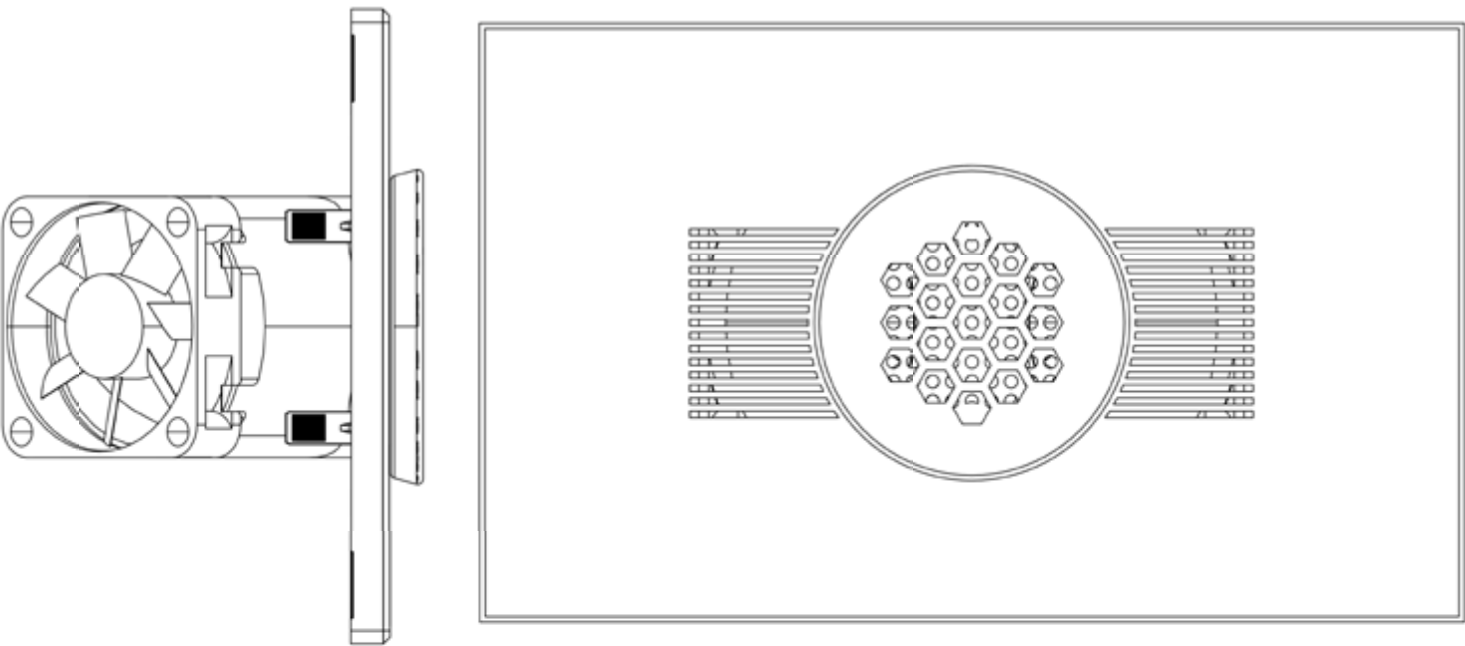
TECHNICAL INFORMATION

The Aroma Sence is a diffuser with 12V DC fans capable of delivering 2 m³ of air per minute for optimal diffusion.

Made of PA12 nylon and stainless steel, it combines strength, durability, and design. It is housed in a standard 4-module flush-mount box supplied with the product.

It includes a handmade honeycomb ceramic plaster cartridge, available in various scents.

Product dimensions in (mm): 155×75×8



AQUADEMY

We make **YOUR SPA**
EXPERIENCE
Better

WWW.AQUADEMY.EU
commerciale@aquademy.eu

+39 0365 1904273

Intercontact Srl. Via Diaz 30/1 25124 Brescia P.IVA – C.F. 01554000172